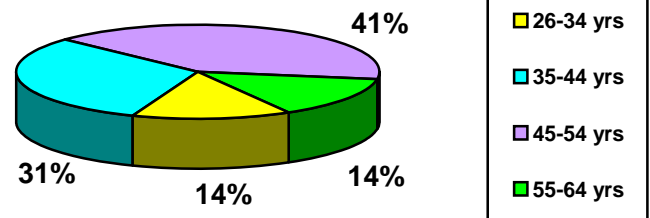


**West Virginia
(n = 42)¹**

- The majority of West Virginia's social work respondents are 45 years or older (55%).

Age

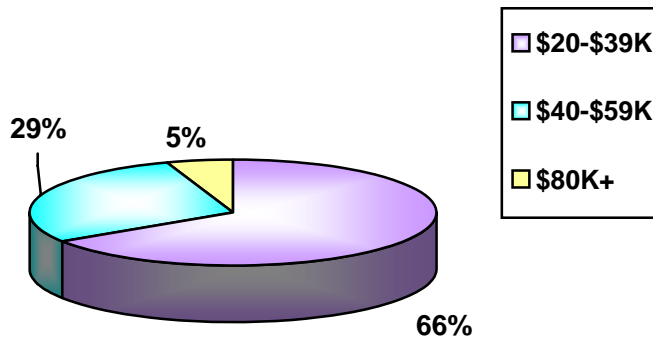
- One hundred percent of the respondents in West Virginia are white.



- Just over half of the social workers in West Virginia hold a master's degree as their highest social work degree (56%). Six percent hold a doctorate.

- Respondents were asked to identify their primary practice setting for employment. The four most frequently cited categories were private solo practice (14%), social service agencies (10%), hospitals/medical centers (10%) and other (10%).

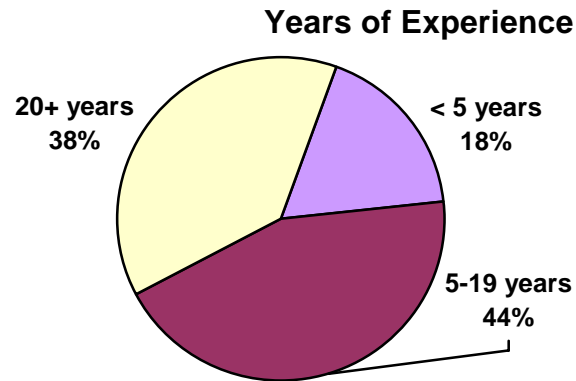
Full-Time Salary



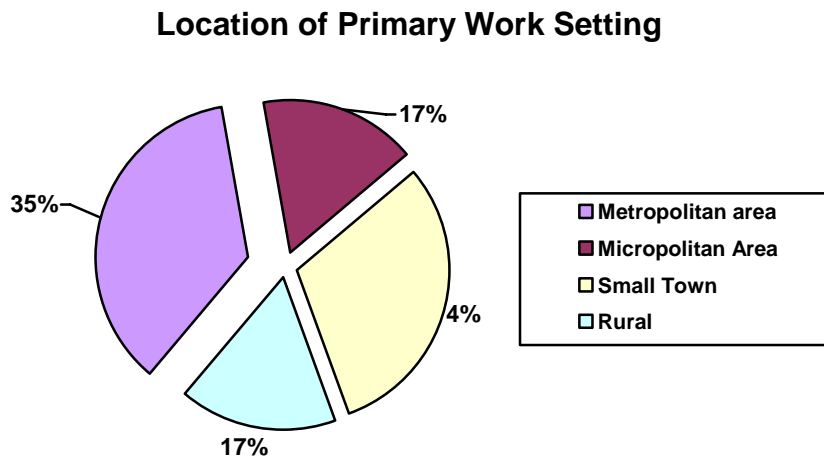
- Two-thirds of West Virginia's respondents (66%) earn between \$20,000 and \$39,000 annually for full-time social work.

¹ This information is based on the results of the 2004 NASW National Survey of Licensed Social Workers. The total number of responses received was 4,487. Forty-two (42) respondents were from the state of West Virginia.

- The majority of social workers in West Virginia have five to 19 years of experience (44%). Almost one-fifth are new to the field, with less than five years of experience.



- The majority of West Virginia's respondents are employed by either the state government or in a private, for-profit setting.



- Over one-third of social workers in West Virginia are employed in a metropolitan area (35%). Thirty-one percent are employed in a small town.

- The majority of West Virginia's respondents identified Child Welfare/Family (19%) or Aging (19%). Mental Health and Adolescents were each selected by fourteen percent of respondents.

¹ This information is based on the results of the 2004 NASW National Survey of Licensed Social Workers. The total number of responses received was 4,487. Forty-two (42) respondents were from the state of West Virginia.