

**Virginia
(n = 112)¹**

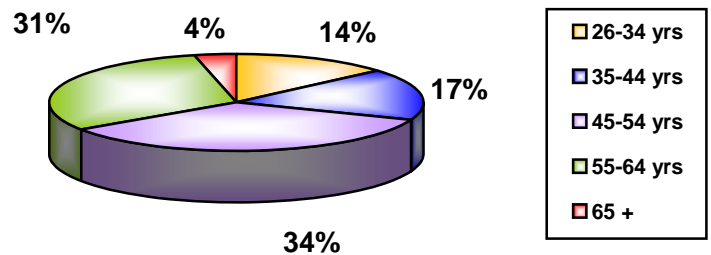
➤ About one-third of social work respondents in Virginia (34%) are between 45 and 54 years old. Another 35 percent are over 54 years old.

➤ The majority of Virginia respondents are white (84%). Ten percent are black.

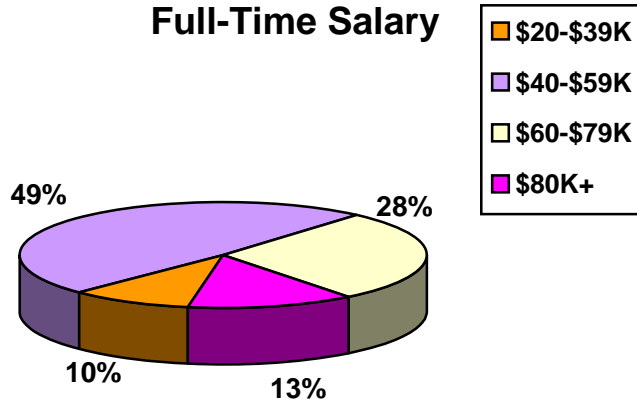
➤ Most Virginia respondents hold a master's degree as their highest social work degree (94%). Four percent hold a doctorate.

➤ Respondents were asked to identify their primary practice setting for employment. Nearly one-third (29%) identified their practice setting as a private solo practice, followed by ten percent in a hospital/medical center. Fourteen percent indicated "other" as their primary practice setting.

Age



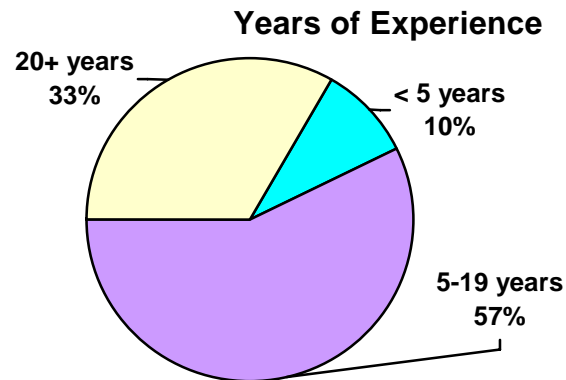
Full-Time Salary



➤ Nearly half of Virginia respondents (49%) earned between \$40,000 and \$59,000 annually for full-time social work with a little over a quarter (28%) earning between \$60,000 and \$79,000 per year.

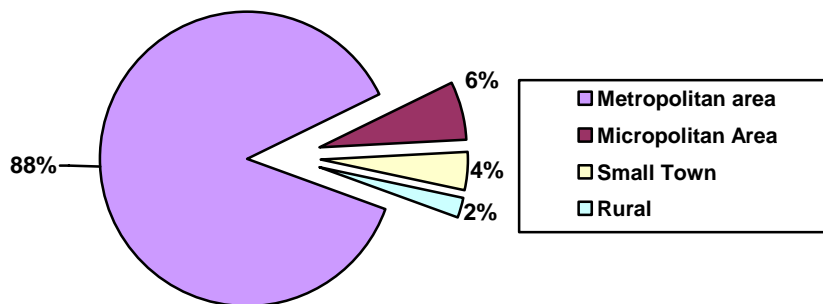
¹ This information is based on the results of the 2004 NASW National Survey of Licensed Social Workers. The total number of responses received was 4,487. One hundred and twelve (112) of the respondents were from the state of Virginia.

- The majority of social work respondents in Virginia (57%) have five to 19 years of experience. Only ten percent are new to the field, with less than five years of experience.



- The majority of Virginia respondents (54%) work in a private-for-profit setting (41%), with an additional 14% employed in a private non-profit organization.

Location of Primary Work Setting



- The overwhelming majority of Virginia respondents' primary work is located in a metropolitan area (88%). Four percent work in a small town and two percent in a rural setting.
- Nearly half (49%) Virginia's respondents identified Mental Health as their primary area of practice, followed by Health (13%) and Aging (8%).

¹ This information is based on the results of the 2004 NASW National Survey of Licensed Social Workers. The total number of responses received was 4,487. One hundred and twelve (112) of the respondents were from the state of Virginia.