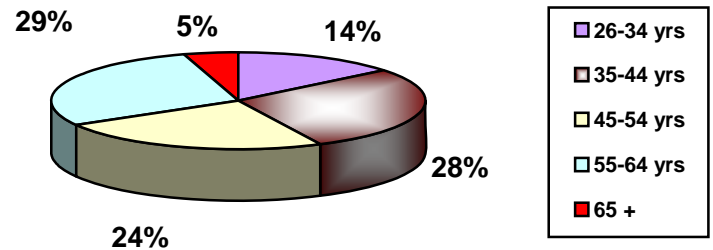


**Vermont  
(n = 22)<sup>1</sup>**

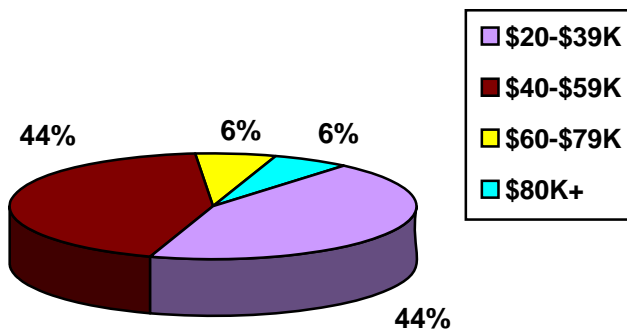
**Age**

- Fifty-eight percent of the social work respondents in Vermont are 45 years or older.
- The majority of Vermont respondents are white (90%). Five percent are black.



- The majority of social work respondents in Vermont hold a master's degree as their highest social work degree (90%). Ten percent hold a doctorate.
- Respondents were asked to identify their primary practice setting for employment. The most frequently cited category was private solo practice (18%), followed by Other (14%).

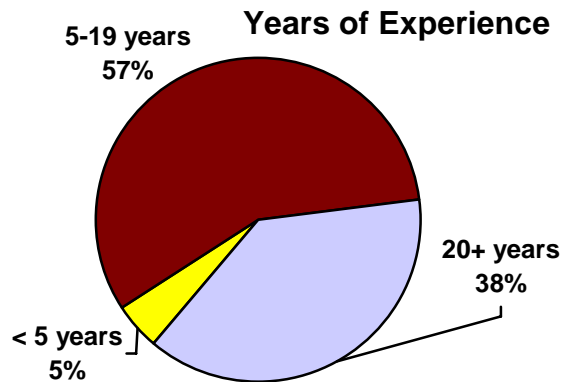
**Full-Time Salary**



- The majority of respondents in Vermont (88%) earn between \$20,000 and \$59,000 annually for full-time social work.

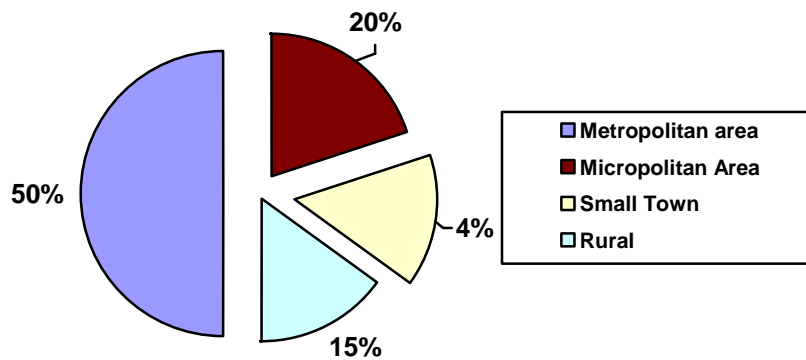
<sup>1</sup> This information is based on the results of the 2004 NASW National Survey of Licensed Social Workers. The total number of responses received was 4,487. Twenty-two (22) respondents were from the state of Vermont.

- The majority of social work respondents in Vermont have five to 19 years of experience (57%). Only five percent are new to the field, with less than five years of experience.



- The majority of Vermont's respondents are employed in the private sector in either a non-profit (54%) or for-profit (31%) setting.

**Location of Primary Work Setting**



- Half of the social workers in Vermont are employed in a metropolitan area (50%).
- Half of Vermont's respondents identified Mental Health as their primary practice area.

<sup>1</sup> This information is based on the results of the 2004 NASW National Survey of Licensed Social Workers. The total number of responses received was 4,487. Twenty-two (22) respondents were from the state of Vermont.