

**Utah
(n = 53)¹**

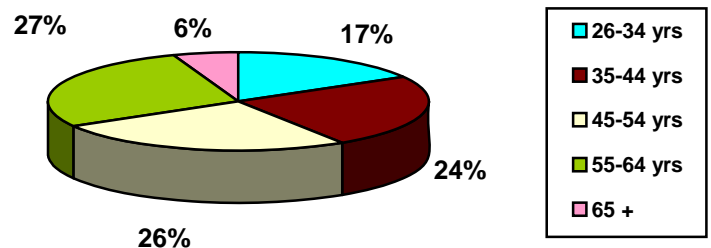
➤ Nearly sixty percent of social work respondents in Utah are 45 years or older.

➤ The overwhelming majority (96%) of Utah's social workers are white.

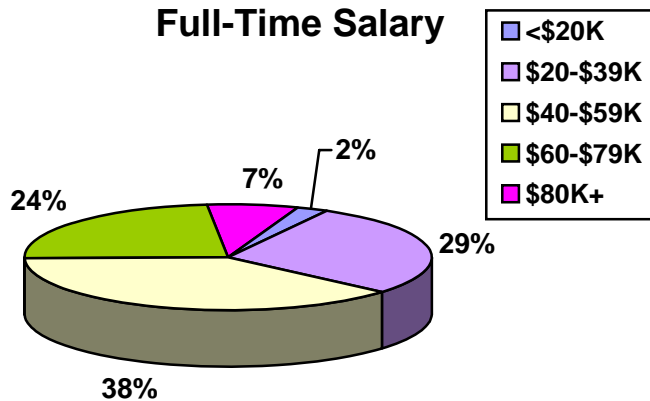
➤ The majority of social workers in Utah hold a master's degree as their highest social work degree (83%). Four percent hold a doctorate.

➤ Respondents were asked to identify their primary practice setting for employment. The four most frequently cited categories were social service agencies (23%), behavioral health clinic/outpatient facility (11%), private solo practice (8%), and health clinic/outpatient facility (8%).

Age



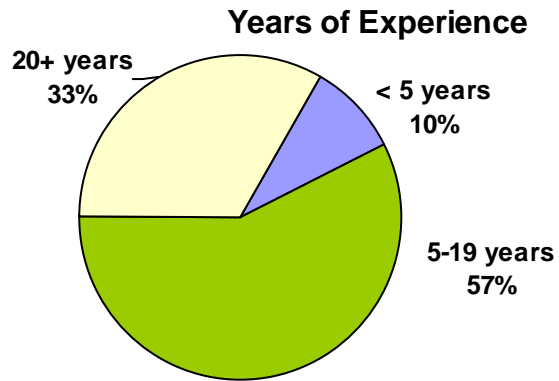
Full-Time Salary



➤ The majority of Utah respondents (38%) earn between \$40,000 and \$59,000 annually for full-time social work.

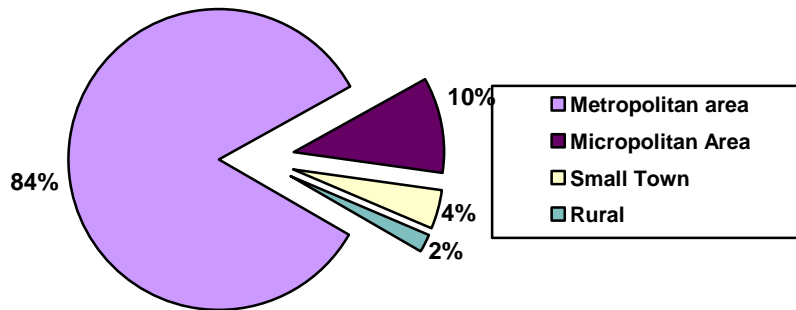
¹ This information is based on the results of the 2004 NASW National Survey of Licensed Social Workers. The total number of responses received was 4,487. Fifty-three (53) respondents were from the state of Utah.

- The majority of social work respondents in Utah (57%) have five to 19 years of experience. Only ten percent are new to the field, with less than five years of experience.



- Just over one-third of Utah's respondents are employed by the state government, while one-third are employed in a private, non-profit setting.

Location of Primary Work Setting



- The majority of social workers in Utah are employed in a metropolitan area (84%).
- The majority (28%) identified Mental Health as their primary practice area, followed by Child Welfare/Family (19%).

¹ This information is based on the results of the 2004 NASW National Survey of Licensed Social Workers. The total number of responses received was 4,487. Fifty-three (53) respondents were from the state of Utah.