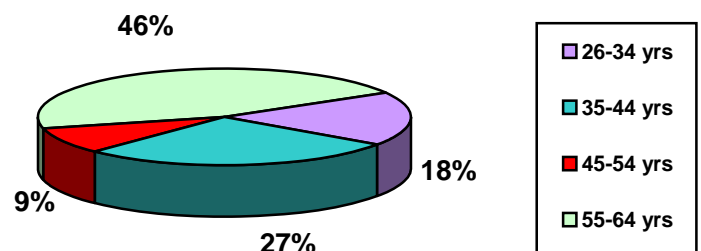


**South Dakota
(n = 10)¹**

- The majority of social work respondents in South Dakota are between 55 and 64 years old (46%).

Age

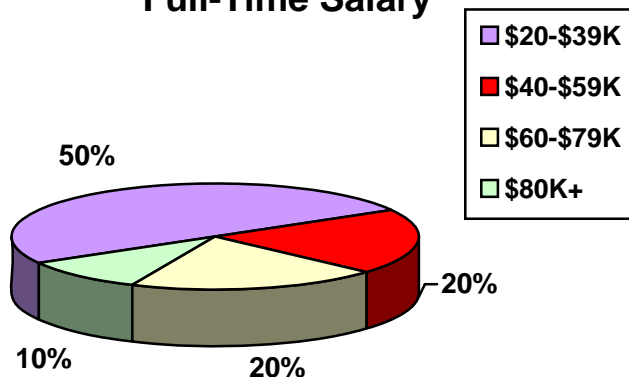
- One hundred percent of the respondents from South Dakota were white.



- Half of social work respondents in South Dakota hold a master's degree as their highest social work degree while the other half hold a bachelor's degree as their highest social work degree.

- Respondents were asked to identify their primary practice setting for employment. Thirty percent selected social service agency as their primary practice setting.

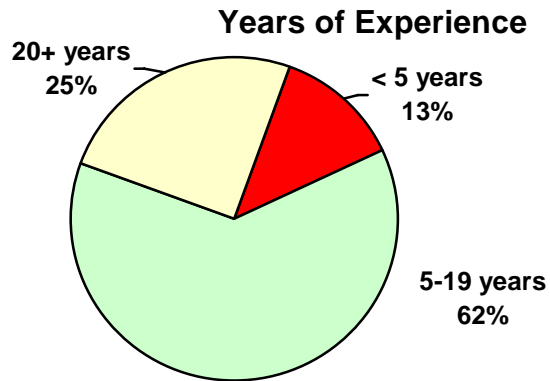
Full-Time Salary



- Half of South Dakota's respondents (50%) earn between \$20,000 and \$39,000 annually for full-time social work.

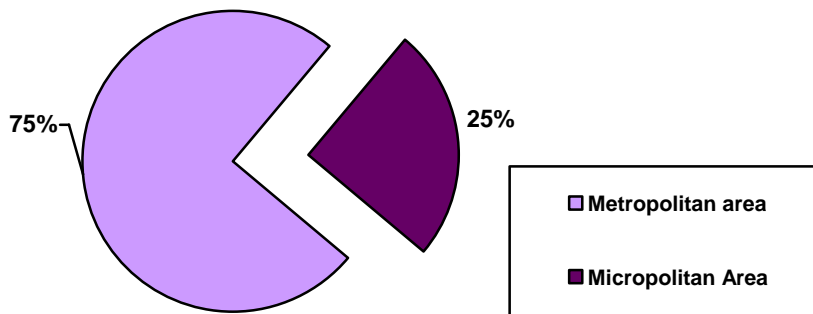
¹ This information is based on the results of the 2004 NASW National Survey of Licensed Social Workers. The total number of responses received was 4,487. Ten (10) respondents were from the state of South Dakota.

- The majority of social workers in South Dakota have five to 19 years of experience (62%). Thirteen percent are new to the field, with less than five years of experience.



- The majority of South Dakota's respondents are employed by the state government (37%). Twenty-seven percent are employed in a private for-profit setting.

Location of Primary Work Setting



- The majority of South Dakota respondents are employed in a metropolitan area (75%).
- The majority (40%) identified Aging as their primary practice area, followed by Mental Health (30%).

¹ This information is based on the results of the 2004 NASW National Survey of Licensed Social Workers. The total number of responses received was 4,487. Ten (10) respondents were from the state of South Dakota.