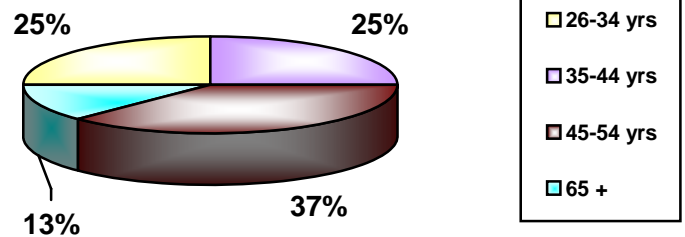


Rhode Island (n = 7)¹

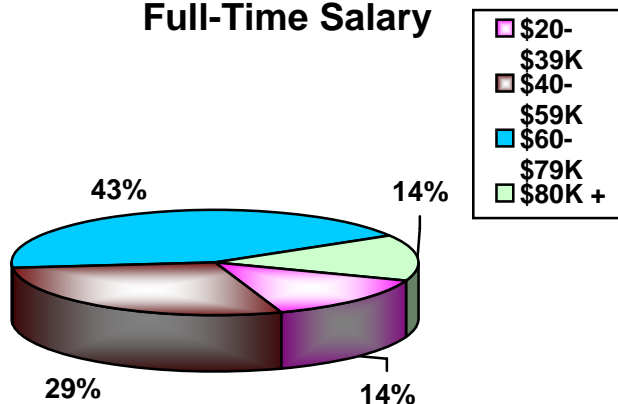
Age

- The majority of respondents from Rhode Island are between 45 and 54 years old (37%).
- The majority of social workers in Rhode Island are white (86%); 14 percent are black.



- One hundred percent of the respondents held a master's degree as their highest social work degree.
- Respondents were asked to identify their primary practice setting for employment. The most frequently cited categories were schools (29%) and social service agencies (29%).

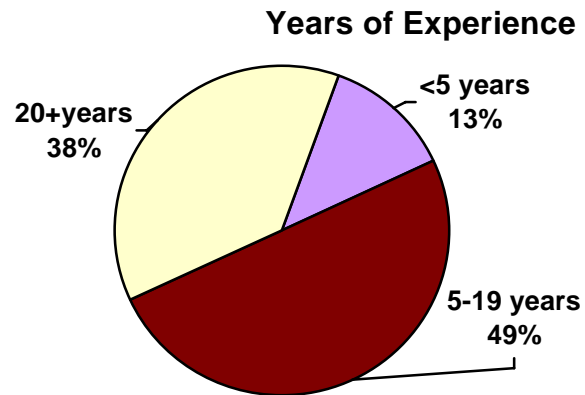
Full-Time Salary



- The majority of Rhode Island's social workers (37%) earn between \$60,000 and \$79,000 annually for full-time social work.

¹ This information is based on the results of the 2004 NASW National Survey of Licensed Social Workers. The total number of responses received was 4,487. Seven (7) respondents were from the state of Rhode Island.

- The majority of respondents have five to 19 years of experience (49%). Thirteen percent are new to the field, with less than five years of experience.



- The majority of Rhode Island's social workers are employed in a private non-profit setting (43%). Nearly one-third (29%) is employed by in the local government sector.
- All of the respondents were employed in a metropolitan area.
- The majority (29%) identified Mental Health as their primary practice area.

¹ This information is based on the results of the 2004 NASW National Survey of Licensed Social Workers. The total number of responses received was 4,487. Seven (7) respondents were from the state of Rhode Island.