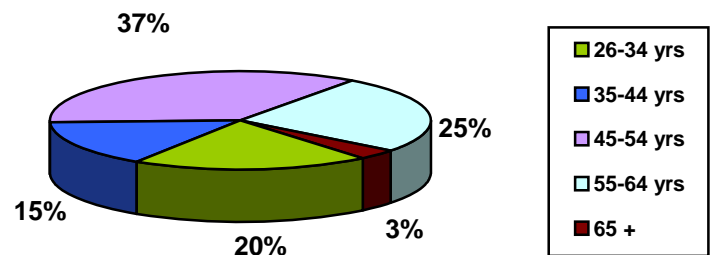


Pennsylvania (n = 59)¹

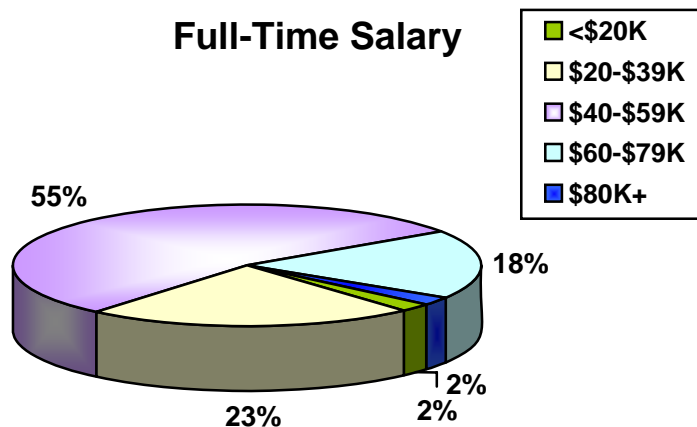
- The majority of Pennsylvania social work respondents are between 45 and 54 years old (37%) with another 28 percent older than 54 years old. One-fifth are between the ages of 26 and 34.
- The majority of Pennsylvania respondents are white (91%); seven percent are black.

Age



- The majority of social work respondents in Pennsylvania hold a master's degree as their highest social work degree (95%). Three percent hold a doctorate.
- Respondents were asked to identify their primary practice setting for employment. The three most frequently cited categories were hospitals/medical centers (22%), behavioral health clinics/outpatient facilities (15%) and private group practice (12%).

Full-Time Salary

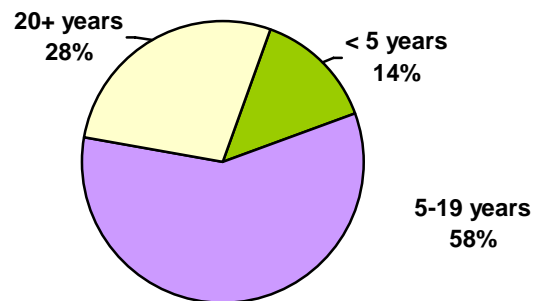


- The majority of Pennsylvania respondents (55%) earn between \$40,000 and \$59,000 annually for full-time social work. Nearly one-quarter earn between \$20,000 and \$39,000 annually. One-fifth earn \$60,000 or more.

¹ This information is based on the results of the 2004 NASW National Survey of Licensed Social Workers. The total number of responses received was 4,487. Fifty-nine (59) respondents were from the state of Pennsylvania.

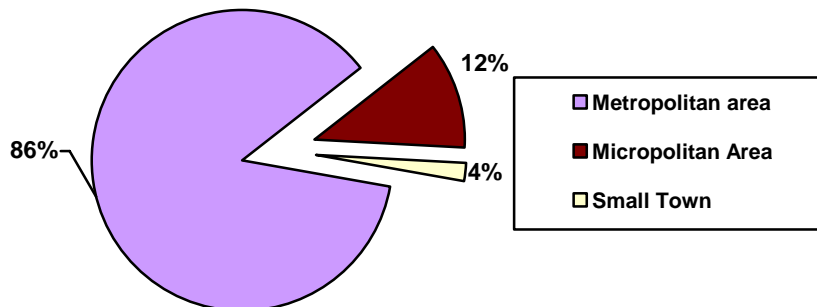
- The majority of social workers in Pennsylvania (58%) have five to 19 years of experience. Only a small percentage (14%) is new to the field, with less than five years of experience.

Years of Experience



- Over half of Pennsylvania respondents are employed in a private, non-profit setting (56%). Less than one-fifth hold employment in the government sector (federal, state, or local).

Location of Primary Work Setting



- The majority of Pennsylvania respondents are employed in a metropolitan area (86%).
- The majority (41%) identified Mental Health as their primary practice area, followed by Health (12%), School Social Work (12%), and Aging (11%).

¹ This information is based on the results of the 2004 NASW National Survey of Licensed Social Workers. The total number of responses received was 4,487. Fifty-nine (59) respondents were from the state of Pennsylvania.