

Oklahoma (n = 17)¹

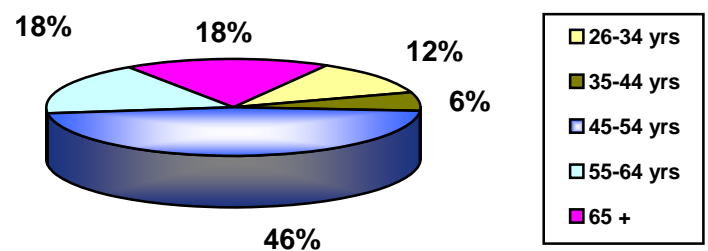
- The majority of social work respondents in Oklahoma are between 45 and 54 years old. Less than twenty percent are younger than 45 years old.

- The majority of social workers in Oklahoma are white (82%); six percent are black.

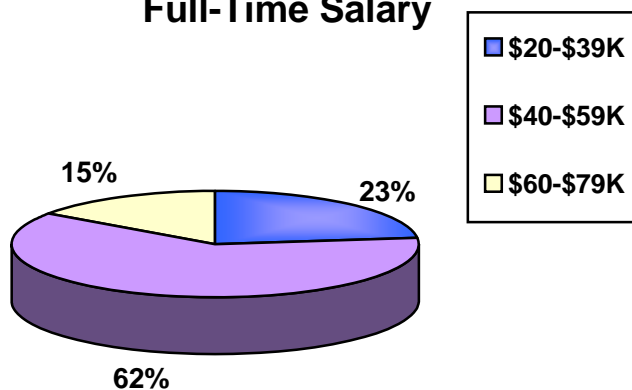
- The majority of respondents in Oklahoma hold a master's degree as their highest social work degree (94%).

- Respondents were asked to identify their primary practice setting for employment. The three most frequently cited categories were hospice (24%), hospitals/medical centers (18%) and social service agencies (18%).

Age



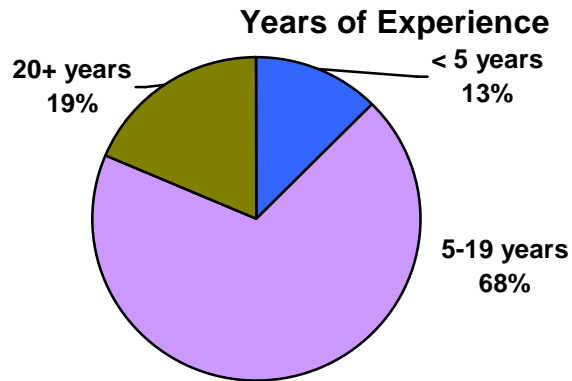
Full-Time Salary



- The majority of Oklahoma's respondents (62%) earn between \$40,000 and \$59,000 annually for full-time social work.

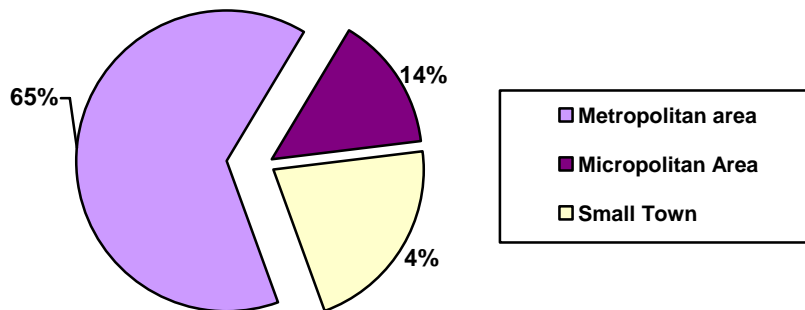
¹ This information is based on the results of the 2004 NASW National Survey of Licensed Social Workers. The total number of responses received was 4,487. Seventeen (17) respondents were from the state of Oklahoma.

- The majority of social workers in Oklahoma have five to 19 years of experience (68%). Thirteen percent are new to the field, with less than five years of experience.



- The majority of respondents are employed in the private sector (59%) in either a private, non-profit (27%) or private, for-profit setting (27%). The state government employs twenty-seven percent of social workers in Oklahoma.

Location of Primary Work Setting



- The majority of Oklahoma respondents are employed in a metropolitan area (65%).
- The majority (24%) identified Mental Health as their primary practice area, followed by Child Welfare/Family (18%) and Health (18%).

¹ This information is based on the results of the 2004 NASW National Survey of Licensed Social Workers. The total number of responses received was 4,487. Seventeen (17) respondents were from the state of Oklahoma.