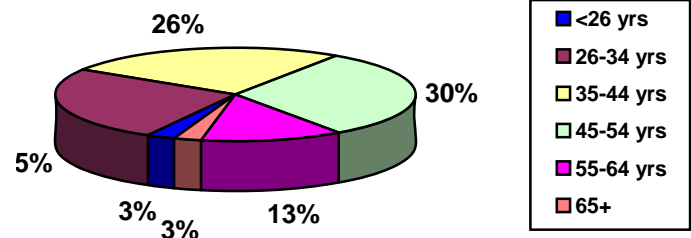


**North Dakota
(n = 39)¹**

➤ Just over half of the social work respondents in North Dakota are under 45 years old (55%).

➤ One hundred percent of the respondents were white.

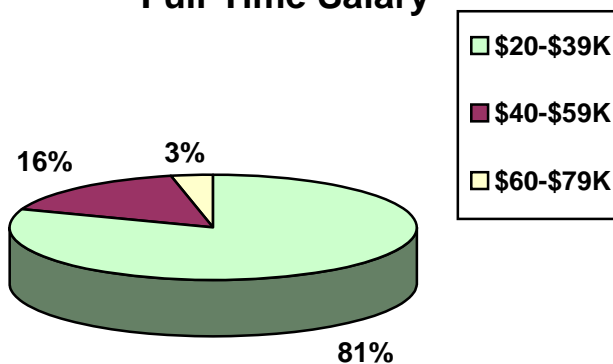
Age



➤ The majority of social workers in North Dakota hold a master's degree as their highest social work degree (75%). Twenty-five percent hold a bachelor's degree.

➤ Respondents were asked to identify their primary practice setting for employment. The four most frequently cited categories were social service agencies (26%), other (18%), nursing homes (13%) and hospitals/medical centers (10%).

Full-Time Salary

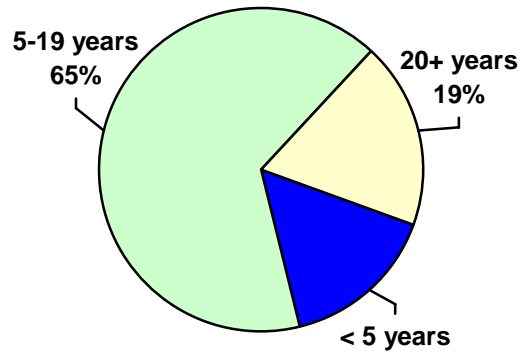


➤ The majority of North Dakota's respondents (81%) earn between \$20,000 and \$39,000 annually for full-time social work.

¹ This information is based on the results of the 2004 NASW National Survey of Licensed Social Workers. The total number of responses received was 4,487. Thirty-nine (39) respondents were from the state of North Dakota.

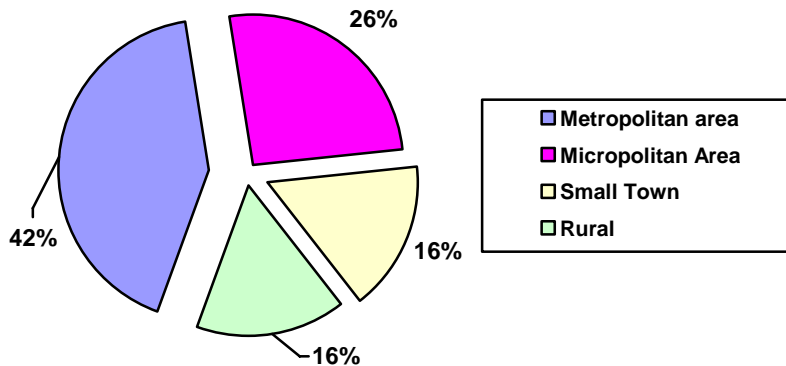
- The majority of North Dakota respondents have five to 19 years of experience (65%). Sixteen percent are new to the field, with less than five years of experience.

Social Work Years of Experience



- More than half of the respondents from North Dakota are employed in a private, non-profit setting (55 %) and only three percent are employed in the private, for-profit sector. State government and local government each employ twenty-one percent of North Dakota's social workers.

Location of Primary Work Setting



- The majority of social workers in North Dakota are employed in a metropolitan area (42%).
- The top four primary practice areas selected by North Dakota respondents were: Aging (18%), Child Welfare/Family (18%), Mental Health (13%) and Adolescents (13%).

¹ This information is based on the results of the 2004 NASW National Survey of Licensed Social Workers. The total number of responses received was 4,487. Thirty-nine (39) respondents were from the state of North Dakota.