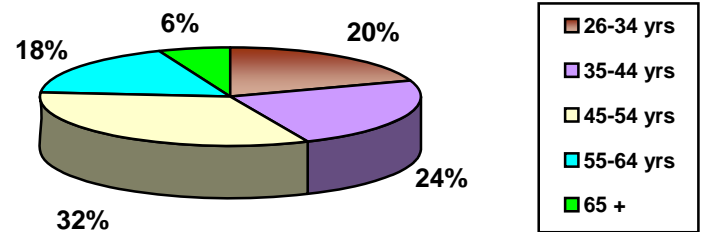


North Carolina (n = 97)¹

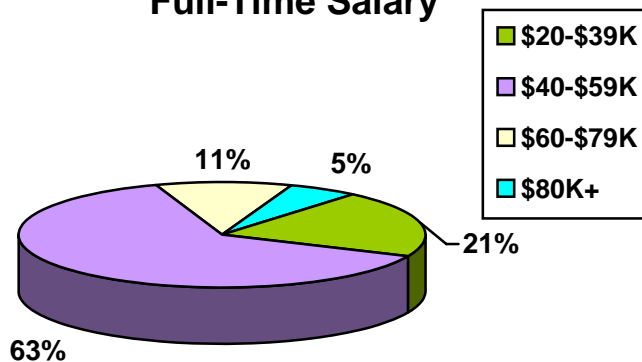
- The majority of social work respondents in North Carolina (32%) are between 45 and 54 years old. Nearly one-quarter are over 54 years old, while one-fifth are between 26 and 34 years old.
- The majority of North Carolina respondents are white (85%). Thirteen percent are black.

Age



- The majority of social work respondents in North Carolina hold a master's degree as their highest social work degree (96%). Two percent hold a doctorate.
- Respondents were asked to identify their primary practice setting for employment. The three most frequently cited categories were behavioral health clinic/outpatient facility (18%), hospital medical center (16%), and private solo practice (13%).

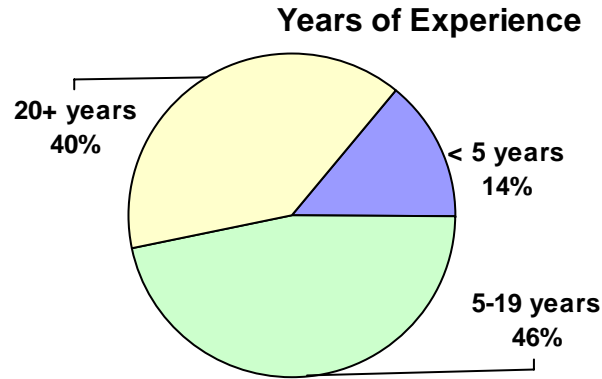
Full-Time Salary



- Nearly two-thirds of North Carolina respondents (63%) earn between \$40,000 and \$59,000 annually for full-time social work. Only fifteen percent earn \$60,000 or more, while a little over a fifth (21%) earn between \$20,000 and \$39,000.

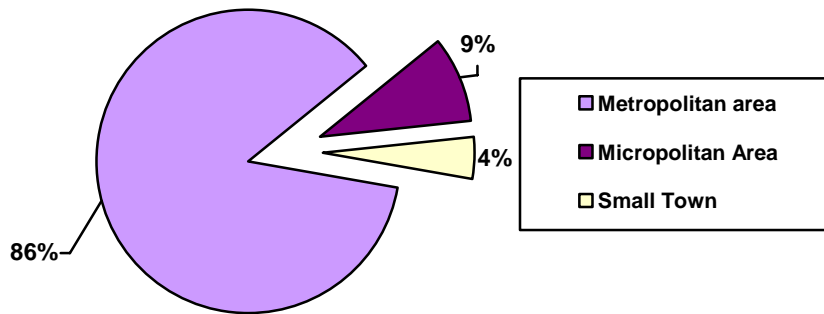
¹ This information is based on the results of the 2004 NASW National Survey of Licensed Social Workers. The total number of responses received was 4,487. Ninety-seven (97) respondents were from the state of North Carolina.

- Nearly half of North Carolina respondents have five to 19 years of experience with an additional 40 percent having 20 or more years of experience.



- Nearly two-thirds of North Carolina respondents (66%) work in a private settings in either non-profit (33%) or for-profit settings (30%). Nearly one-fifth work in a state government setting.

Location of Primary Work Setting



- The majority of social workers in North Carolina are employed in a metropolitan area (86%). Only five percent work in a small town.
- The majority (55%) identified Mental Health as their primary area of practice, followed by Health (18%).

¹ This information is based on the results of the 2004 NASW National Survey of Licensed Social Workers. The total number of responses received was 4,487. Ninety-seven (97) respondents were from the state of North Carolina.