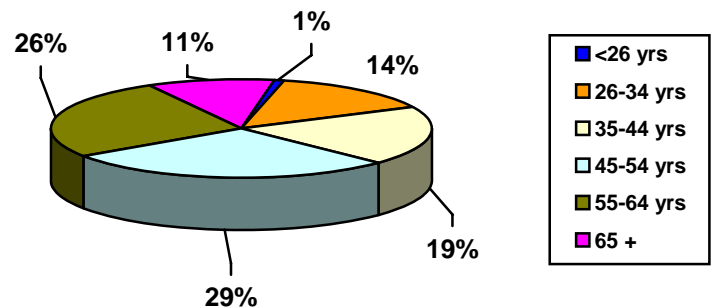


New York (n = 221)¹

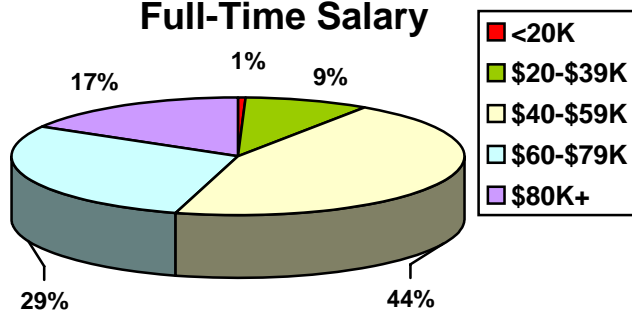
- Nearly 40% of social work respondents in New York are more than 54 years old, with another 29 percent between the ages of 45 and 54 years old.
- The majority of New York social workers are white. Seven percent are back and six percent are Hispanics.

Age



- The majority of New York respondents hold a master's degree as their highest social work degree (94%). Six percent hold a doctorate.
- Respondents were asked to identify their primary practice setting for employment. Nearly one-fifth (18%) are employed in a private solo practice setting. Each of the three following practice settings categories were selected by 11 percent of the social work respondents: hospital/medical centers; schools; and "other".

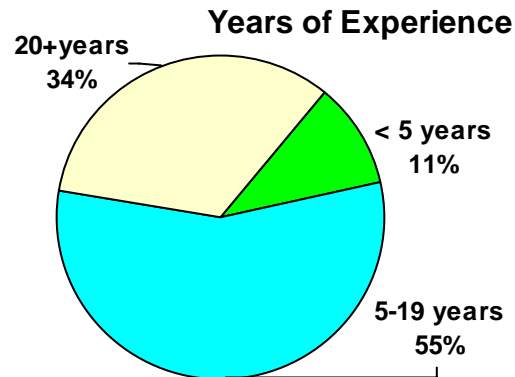
Full-Time Salary



- The majority (44%) of social workers in New York earn between \$40,000 and \$59,000 annually for full-time work. However, 17 percent earn more than \$80,000 annually.

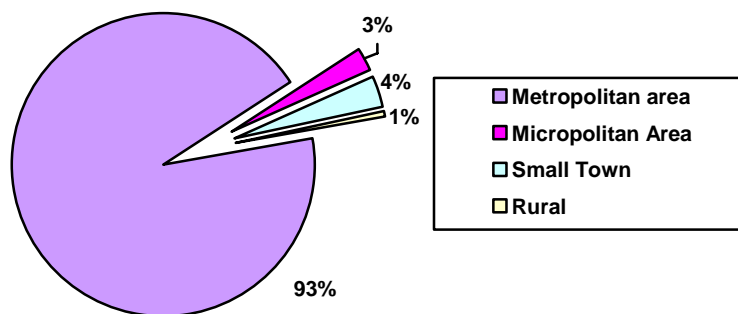
¹ This information is based on the results of the 2004 NASW National Survey of Licensed Social Workers. The total number of responses received was 4,487. Two hundred and twenty-one (221) of the respondents were from the state of New York.

- The majority (55%) of social workers in New York have five to 19 years of experience. A third has more than 20 years of experience.



- The majority of New York respondents are employed in private settings, either in non-profit (39%) or for-profit settings (34%). Sixteen percent are employed in local government settings.

Location of Primary Work Setting



- The majority of social workers in New York are employed in a metropolitan area (93%).
- Over one-third (35%) identified Mental Health as their primary practice area, followed by Health (11%). Ten percent selected the “Other” category to represent their primary practice area. School Social Work was identified by nine percent of respondents.

¹ This information is based on the results of the 2004 NASW National Survey of Licensed Social Workers. The total number of responses received was 4,487. Two hundred and twenty-one (221) of the respondents were from the state of New York.