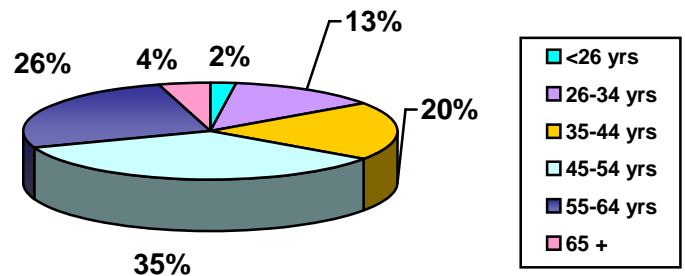


**New Mexico
(n = 45)¹**

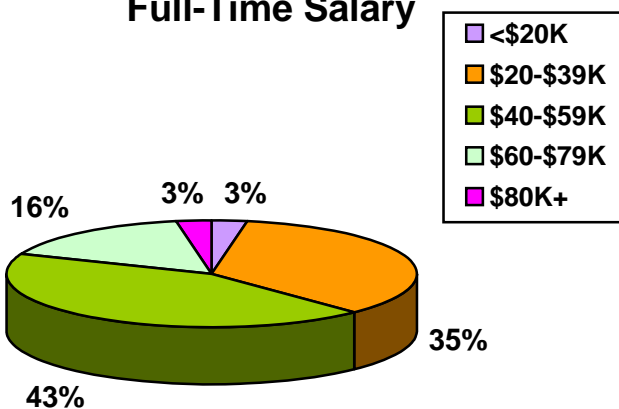
- Sixty-five percent of the social work respondents in New Mexico are 45 years or older.
- Nearly three-quarters of social workers in New Mexico are white. One-fifth are Hispanics.

Age



- The majority of social workers in New Mexico hold a master's degree as their highest social work degree (77%). Seven percent hold a doctorate.
- Respondents were asked to identify their primary practice setting for employment. The three most frequently cited categories were schools (20%), private solo practice (16%) and social service agencies (13%).

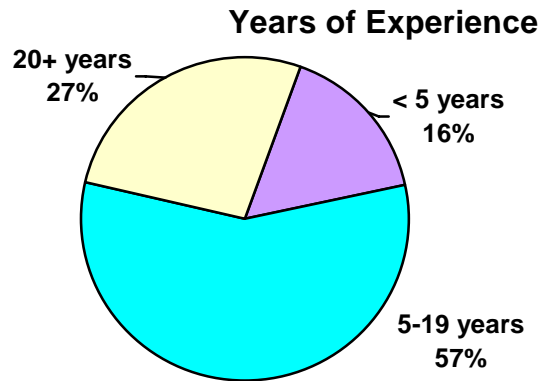
Full-Time Salary



- The majority of New Mexico's respondents (41%) earn between \$40,000 and \$59,000 annually for full-time social work. One-third earn between \$20,000 and \$39,000 annually.

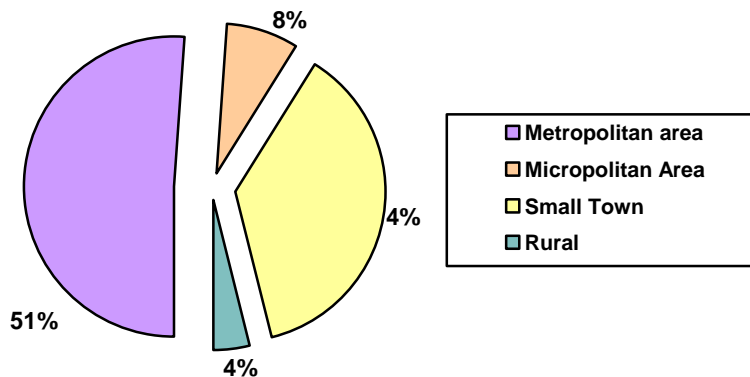
¹ This information is based on the results of the 2004 NASW National Survey of Licensed Social Workers. The total number of responses received was 4,487. Forty-five (45) respondents were from the state of New Mexico.

- The majority of social workers in New Mexico have five to 19 years of experience (57%). Sixteen percent are new to the field, with less than five years of experience.



- The majority of respondents are employed by the state government (37%). About half are employed in the private sector (49%) in either a non-profit (19%) or a for-profit setting (30%).

Location of Primary Work Setting



- Just over half of the social workers in New Mexico are employed in a metropolitan area (51%). Thirty-seven percent are employed in a small town.
- The majority (27%) identified Mental Health as their primary practice area, followed by School Social Work (16%), and Child Welfare/Family (14%).

¹ This information is based on the results of the 2004 NASW National Survey of Licensed Social Workers. The total number of responses received was 4,487. Forty-five (45) respondents were from the state of New Mexico.