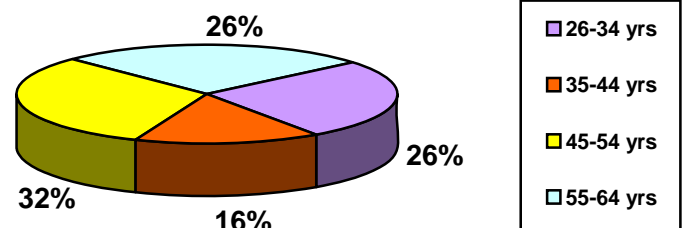


## Nebraska (n = 18)<sup>1</sup>

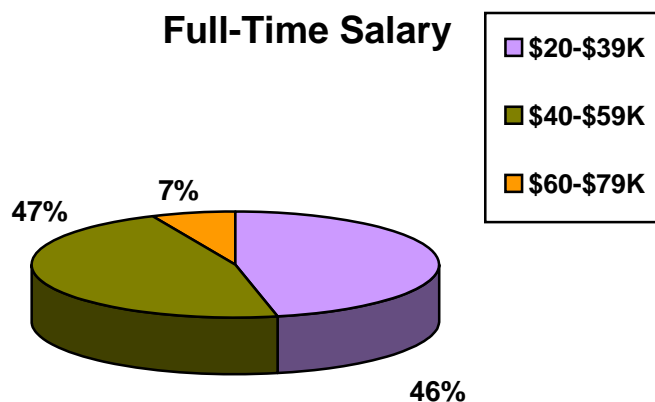
- Fifty eight percent of the social work respondents in Nebraska are 45 years or older. About one-quarter of the respondents are between the ages of 26 and 34 years old.
- One hundred percent of the Nebraska respondents were white.

### Age



- The majority of respondents in Nebraska hold a master's degree as their highest social work degree (71%).
- Respondents were asked to identify their primary practice setting for employment. The most frequently cited categories were hospitals/medical centers (28%) and social service agencies (17%).

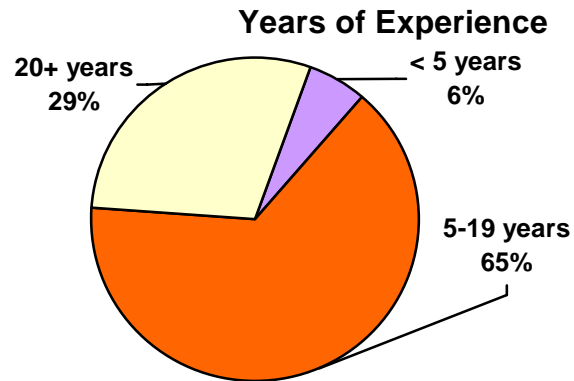
### Full-Time Salary



- The salaries of Nebraska social workers fell primarily in two salary ranges: 47 percent earn between \$40,000- \$59,000 and 46 percent earn between \$20,000-\$39,000.

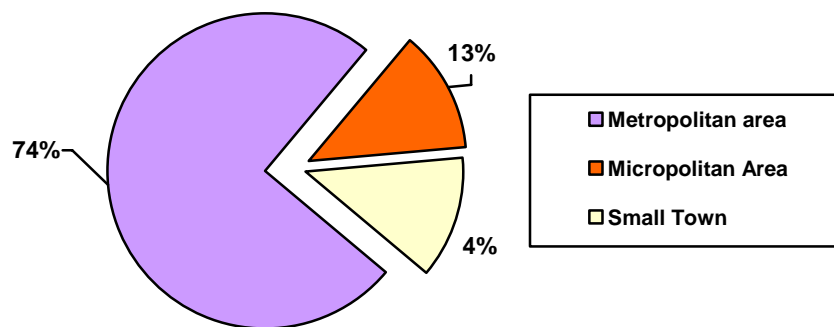
<sup>1</sup> This information is based on the results of the 2004 NASW National Survey of Licensed Social Workers. The total number of responses received was 4,487. Eighteen (18) respondents were from the state of Nebraska.

- The majority of social workers in Nebraska have five to 19 years of experience (65%). Only six percent are new to the field, with less than five years of experience.



- The majority of Nebraska's respondents are employed in a private non-profit setting (78%).

#### Location of Primary Work Setting



- Nearly three quarters of social work respondents in Nebraska are employed in a metropolitan area (74%).
- The majority (34%) identified Health as their primary practice area, followed by Mental Health (17%).

<sup>1</sup> This information is based on the results of the 2004 NASW National Survey of Licensed Social Workers. The total number of responses received was 4,487. Eighteen (18) respondents were from the state of Nebraska.