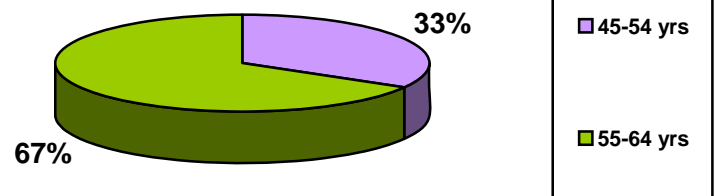


**Montana
(n = 5)¹**

- The majority (67%) of the social workers respondents in Montana are 55-64 years old.

Age

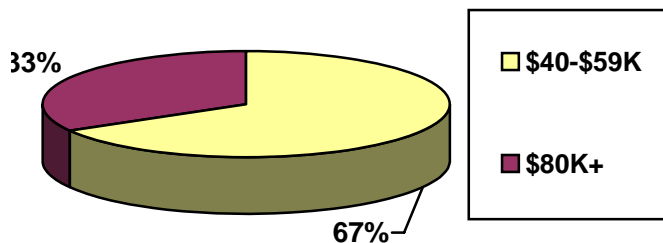
- One hundred percent of the respondents are white.



- One hundred percent of the respondents held a master's as their highest social work degree.

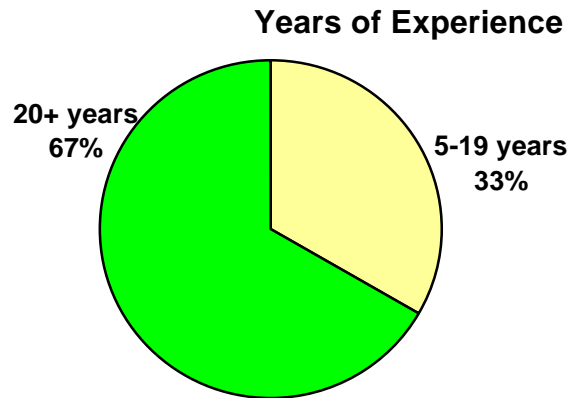
Full-Time Salary

- Two-thirds of Montana's respondents earn between \$40,000 and \$59,000 annually for full-time social work.



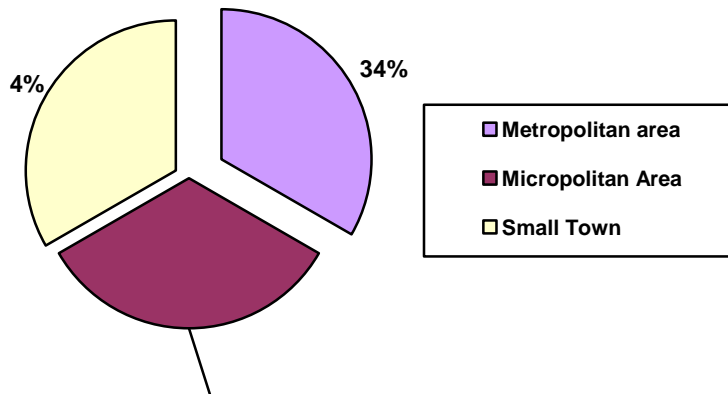
¹ This information is based on the results of the 2004 NASW National Survey of Licensed Social Workers. The total number of responses received was 4,487. Five (5) respondents were from the state of Montana.

- Two-thirds of the respondents in Montana have more than 20 years of experience.



- All of Montana's respondents are employed in the private sector in either a private, for-profit (67%) or a private, non-profit setting (33%).

Location of Primary Work Setting



- One-third of Montana's social work respondents are employed in each of the following work settings: metropolitan areas, micropolitan areas, and small towns.
- The majority identified Mental Health as their primary practice area.

¹ This information is based on the results of the 2004 NASW National Survey of Licensed Social Workers. The total number of responses received was 4,487. Five (5) respondents were from the state of Montana.