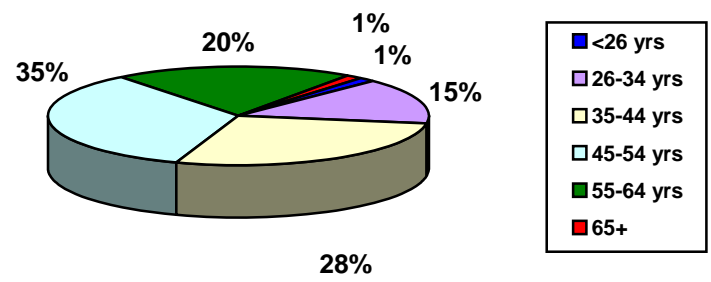


**Minnesota
(n = 147)¹**

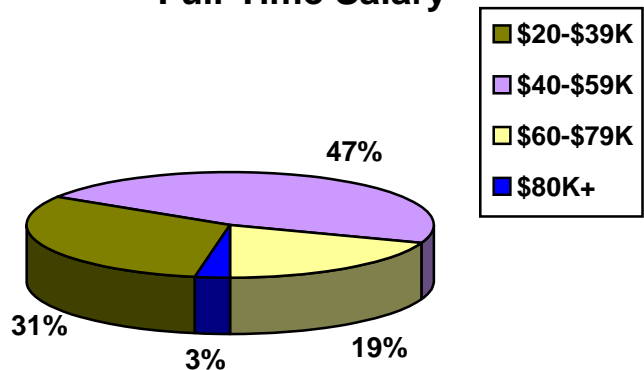
- The majority of social work respondents in Minnesota (35%) are between 45 and 54 years old. Forty-four percent are under 45 years of age.
- The overwhelming majority (95%) of social workers in Minnesota are white. Blacks and Hispanics are each one percent.

Age



- The majority of Minnesota respondents (64%) hold a master’s degree as their highest social work degree. Just over a third (35%) holds a bachelor’s degree as their highest social work degree.
- Respondents were asked to identify their primary practice setting for employment. Nearly one-fifth (19%) are employed in a social service agency, followed by schools (16%). Ten percent selected the “other” category to describe their full time employment setting.

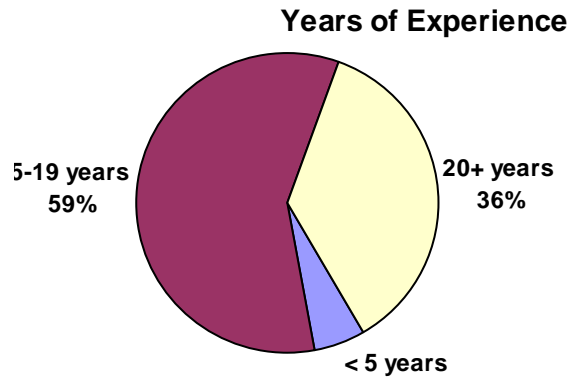
Full-Time Salary



- The majority (47%) of social workers in Minnesota earn between \$40,000 and \$59,000 annually for full-time work. Nearly a third (31%) earn between \$20,000 and \$39,000 per year, while only 22% earn \$60,000 or more annually for full-time social work.

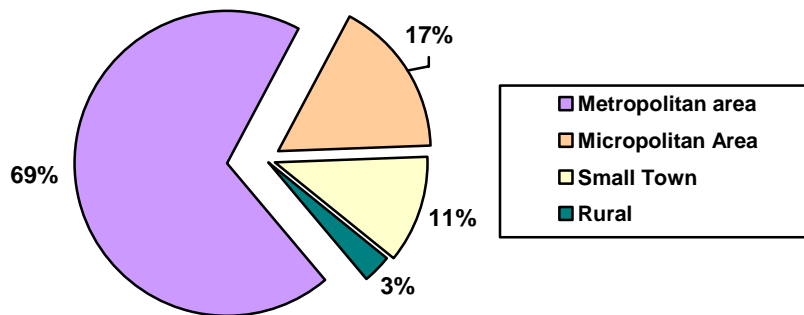
¹ This information is based on the results of the 2004 NASW National Survey of Licensed Social Workers. The total number of responses received was 4,487. One hundred and forty-seven (147) of the respondents were from the state of Minnesota.

- Nearly 60 percent of Minnesota social workers have five to 19 years of experience, while another 36 percent have 20 or more years of experience.



- The majority of Minnesota respondents (42%) are employed in private, non-profit settings, followed by employment in local government settings (29%).

Location of Primary Work Setting



- Most Minnesota social workers are employed in metropolitan areas. Seventeen percent are employed in a micropolitan area, with another 11 percent employed in a small town setting.
- Just over one quarter (27%) identified Mental Health as their primary practice area. Twelve percent of Minnesota respondents identified each of the following as their primary practice area: Aging, Health, and School Social Work. Ten percent identified Child Welfare/Family as their primary practice area.

¹ This information is based on the results of the 2004 NASW National Survey of Licensed Social Workers. The total number of responses received was 4,487. One hundred and forty-seven (147) of the respondents were from the state of Minnesota.