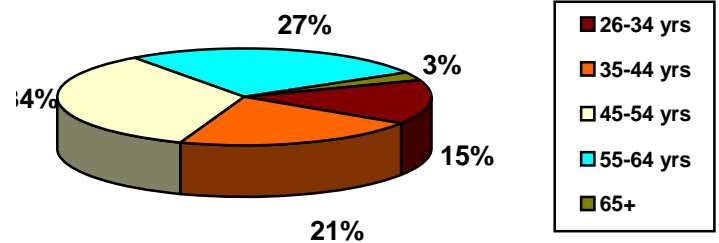


Maine (n = 75)¹

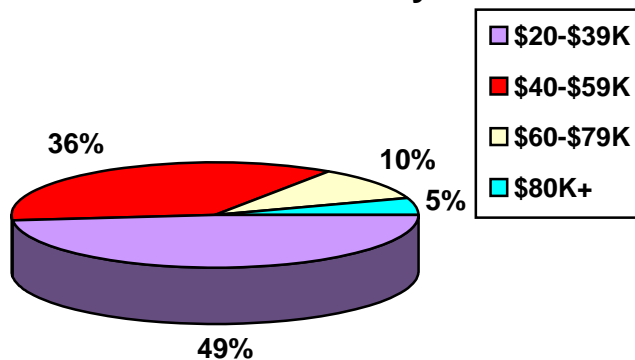
- About one-third of social work respondents in Maine (34%) are between 45 and 54 years old. A little over one-third (36%) are under 45 years old, with nearly a third (30%) over 54 years old.
- The overwhelming majority (98%) of social workers in Maine are white.

Age



- The majority of Maine social workers hold a master's degree as their highest social work degree (81%). Just under one-fifth (17%) hold a bachelors' degree as their highest social work degree and two percent hold a doctorate.
- Respondents were asked to identify their primary practice setting for employment. Nearly one-fifth of respondents are employed in a social service agency (18%). Fifteen percent identify their primary practice setting as a private solo practice, followed by hospital/medical centers (9%).

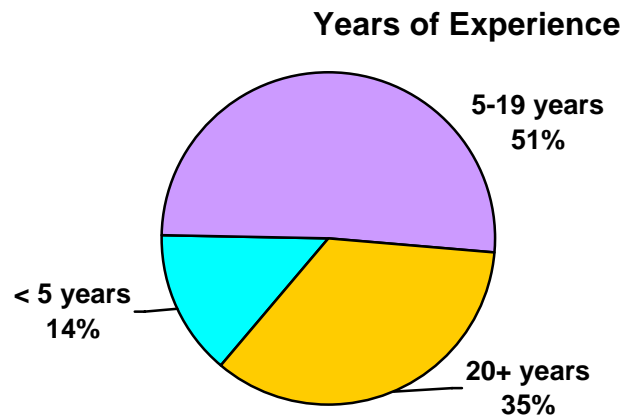
Full-Time Salary



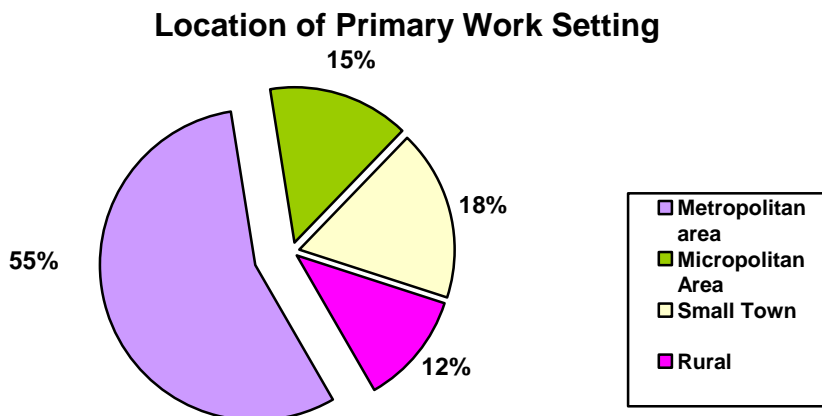
- Nearly half of Maine respondents (49%) earn between \$20,000 and \$39,000 annually for full-time social work. Thirty-six percent earn between \$40,000 and \$59,000 per year. Fifteen percent earn \$60,000 or more per year.

¹ This information is based on the results of the 2004 NASW National Survey of Licensed Social Workers. The total number of responses received was 4,487. Seventy-five (75) respondents were from the state of Maine.

- The majority of social work respondents in Maine (51%) have five to 19 years of experience, with another 35% having 20 or more years of experience.



- The majority of Maine's respondents are employed in the private sector in either a non-profit (34%) or a for-profit setting (30%). Twenty percent are employed by the state government.



- Just over half of Maine social workers are employed in a metropolitan area (55%). About one-fifth (18%) are employed in a small town, with another twelve percent in a rural setting.
- Nearly forty percent identified Mental Health as their primary practice area, followed by Child Welfare/Family (20%), and School Social Work (8%).

¹ This information is based on the results of the 2004 NASW National Survey of Licensed Social Workers. The total number of responses received was 4,487. Seventy-five (75) respondents were from the state of Maine.