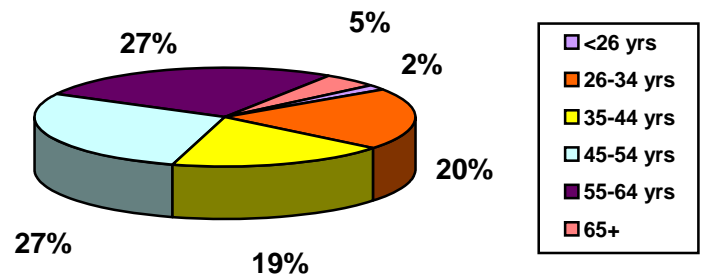


**Kansas
(n = 64)¹**

- Fifty-nine percent of the social work respondents in Kansas are 45 years or older.

Age

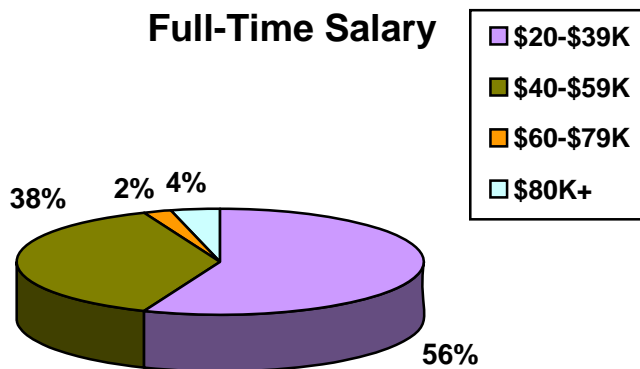
- The majority of Kansas respondents are white (95%). Three percent of respondents are Hispanics.



- The majority of respondents in Kansas hold a master's degree as their highest social work degree (70%).

- Respondents were asked to identify their primary practice setting for employment. The most frequently cited categories were behavioral health clinics (14%) and hospital/medical center (13%), other (12%) and social service agencies (10%).

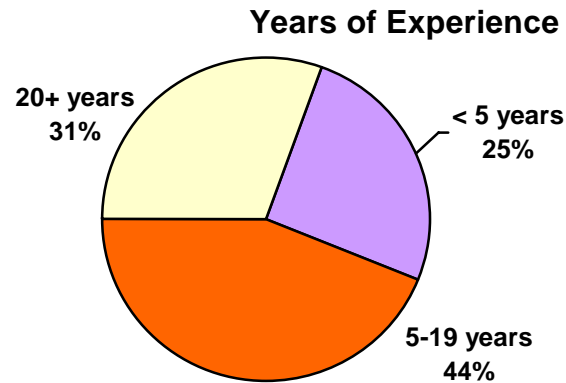
Full-Time Salary



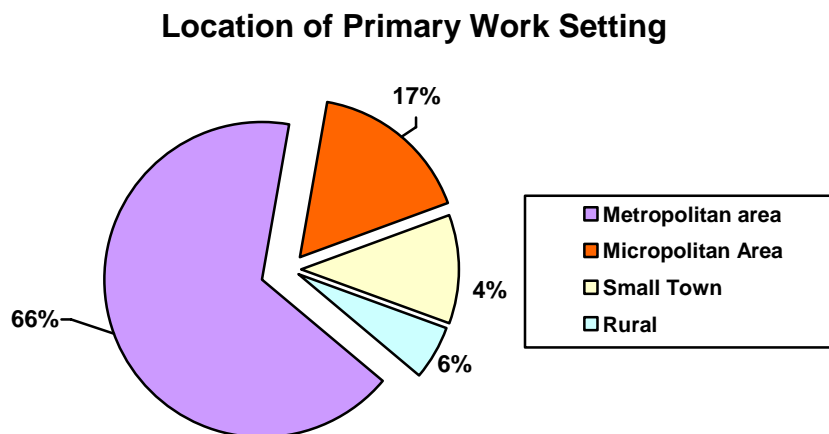
- The majority of respondents from Kansas (56%) earn between \$20,000 and \$39,000 annually for full-time social work. About one-third earn \$40,000-\$59,000 annually.

¹ This information is based on the results of the 2004 NASW National Survey of Licensed Social Workers. The total number of responses received was 4,487. Sixty-four (64) respondents were from the state of Kansas.

- Forty-four percent of social workers in Kansas have five to 19 years of experience. Twenty-five percent are new to the field, with less than five years of experience.



- The majority of respondents from Kansas are employed in a private setting (64%). About one-fifth are employed in the state government.



- Two-third of social work respondents in Kansas are employed in a metropolitan area (66%).
- The majority (33%) identified Mental Health as their primary practice area, followed by Child Welfare/family (20%).

¹ This information is based on the results of the 2004 NASW National Survey of Licensed Social Workers. The total number of responses received was 4,487. Sixty-four (64) respondents were from the state of Kansas.