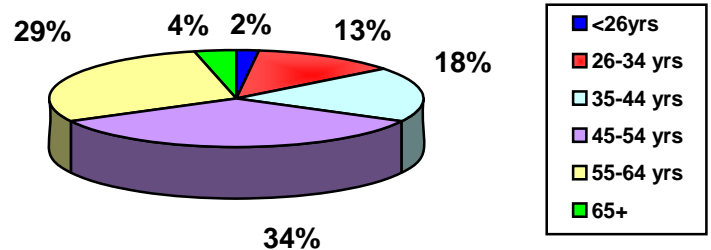


## Iowa (n = 54)<sup>1</sup>

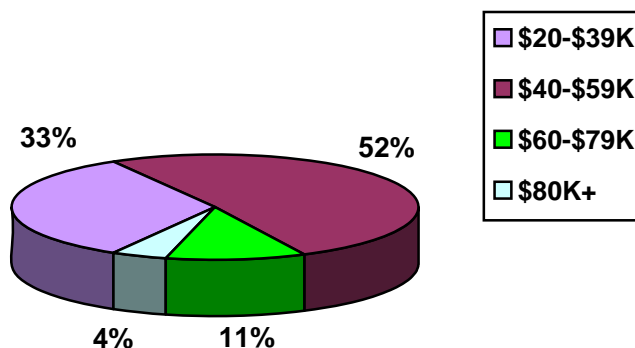
**Age**

- Over two-thirds of Iowa's social work respondents are 45 years or older (64%).
- The overwhelming majority (98%) of social work respondents in Iowa are white.



- The majority of Iowa's social workers hold a master's degree as their highest social work degree (64%). However, more than one-third hold a bachelor's degree as their highest social work degree.
- Respondents were asked to identify their primary practice setting for employment. The four most frequently cited categories were: social service agencies (20%), schools (11%), case management agencies (9%) and other (9%).

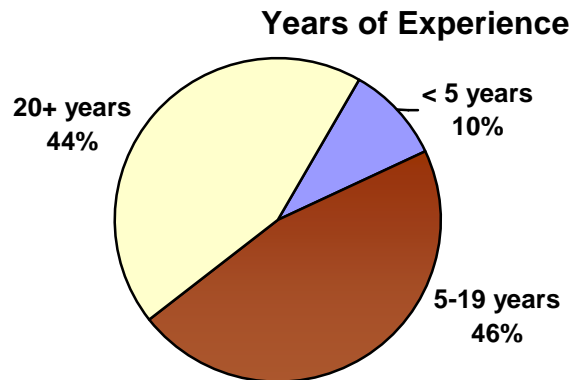
### Full-Time Salary



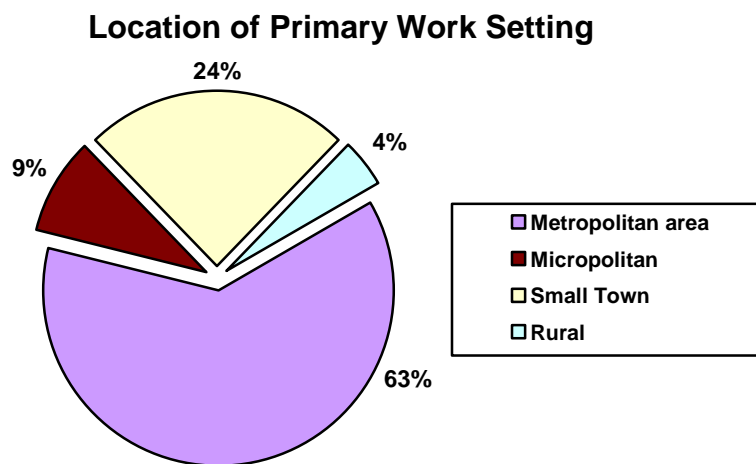
- The majority of Iowa's respondents (52%) earn between \$40,000 and \$59,000 annually for full-time social work. One-third earns \$20,000-\$39,000 annually.

<sup>1</sup> This information is based on the results of the 2004 NASW National Survey of Licensed Social Workers. The total number of responses received was 4,487. Fifty-four (48) respondents were from the state of Iowa.

- The majority of social work respondents in Iowa (46%) have five to nineteen years of experience. Only ten percent are new to the field, with less than 5 years of experience.



- The majority of Iowa's respondents are employed by the state government (37%). About one-third (31%) are employed in a private, non-profit setting.



- Nearly two-thirds of Iowa's social workers are employed in a metropolitan area (63%). About one quarter (24%) are working in a small town—the majority of whom have a bachelor's degree as their highest social work degree.
- The majority (28%) identified Mental Health as their primary practice area, followed by Child Welfare/Family (19%) and Aging (12%).

<sup>1</sup> This information is based on the results of the 2004 NASW National Survey of Licensed Social Workers. The total number of responses received was 4,487. Fifty-four (48) respondents were from the state of Iowa.