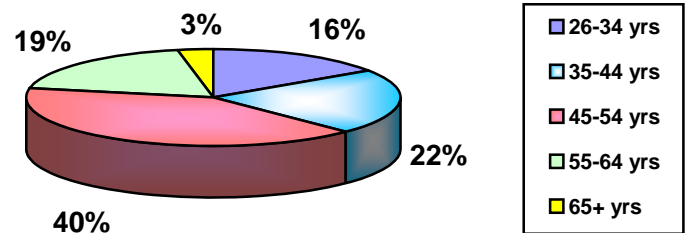


**Idaho
(n = 31)¹**

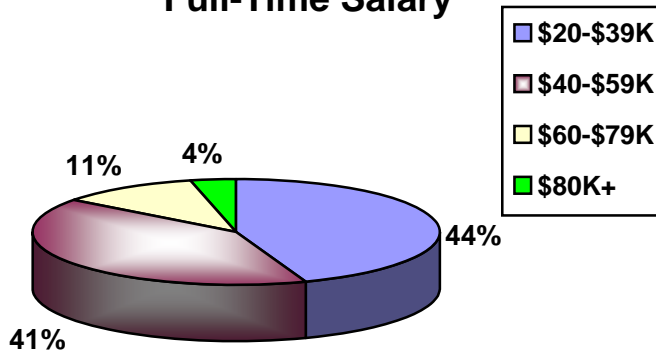
Age

- Sixty-two percent of the social work respondents in Idaho are 45 years or older.
- The majority (91%) of social work respondents in Idaho are white. Three percent are Hispanic.



- The majority of Idaho respondents hold a master's degree as their highest social work degree (60%). Forty percent hold a bachelor's degree as their highest social work degree.
- Respondents were asked to identify their primary practice setting for employment. The four most frequently cited categories were social service agencies (26%), private solo practice (10%), behavioral health clinic/outpatient facilities (10%), and other (10%).

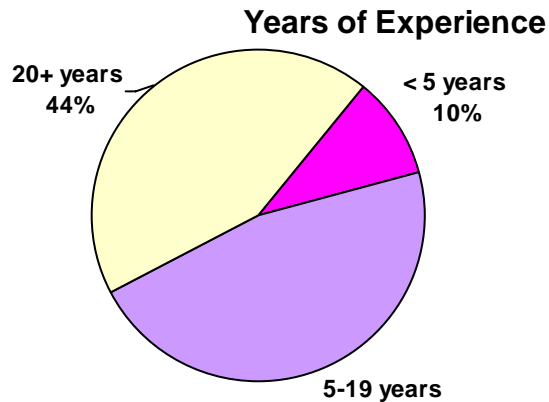
Full-Time Salary



- The majority of Idaho's social workers earn between \$20,000 and \$39,000 annually for full-time social work (44%).

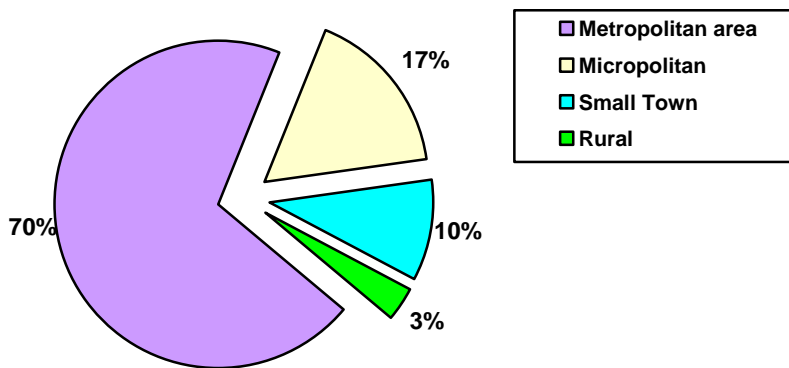
¹ This information is based on the results of the 2004 NASW National Survey of Licensed Social Workers. The total number of responses received was 4,487. Thirty-one (31) respondents were from the state of Idaho.

- The majority of social workers in Idaho have five to 19 years of experience (45%). Nearly one quarter (24%) are new to the field, with less than five years of experience.



- Equal numbers of Idaho's social workers are employed by the state government and by private for-profits (30% each).

Location of Primary Work Setting



- The majority of social workers in Idaho are employed in a metropolitan area (70%).
- The majority (24%) identified Child Welfare/Family as their primary practice area, followed by Mental Health (20%).

¹ This information is based on the results of the 2004 NASW National Survey of Licensed Social Workers. The total number of responses received was 4,487. Thirty-one (31) respondents were from the state of Idaho.