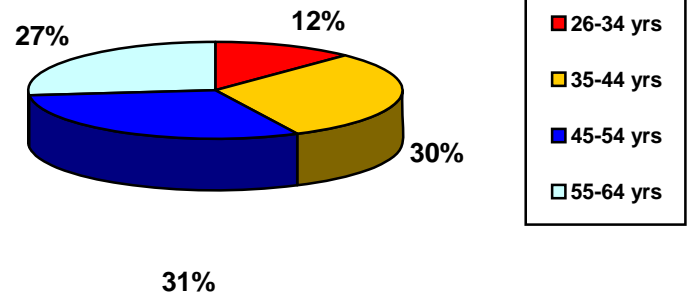


Georgia (n = 48)¹

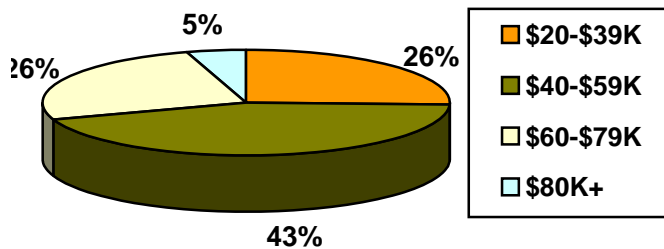
Age

- Nearly sixty percent of social work respondents in Georgia are 45 years or older (58%).
- The majority (83%) of social work respondents in Georgia are white. Thirteen percent are black.



- The majority of Georgia respondents hold a master's degree as their highest social work degree (92%).
- Respondents were asked to identify their primary practice setting for employment. The three most frequently cited categories were private solo practice (23%), hospital/medical centers (17%) and other (13%).

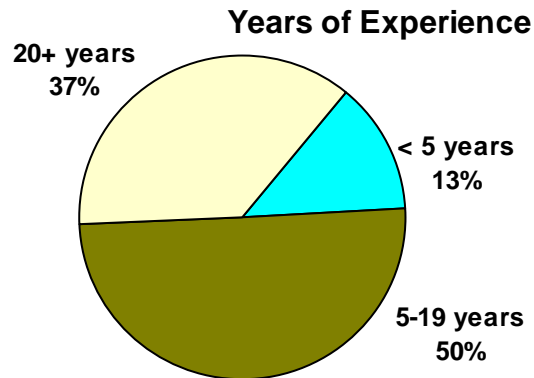
Full-Time Salary



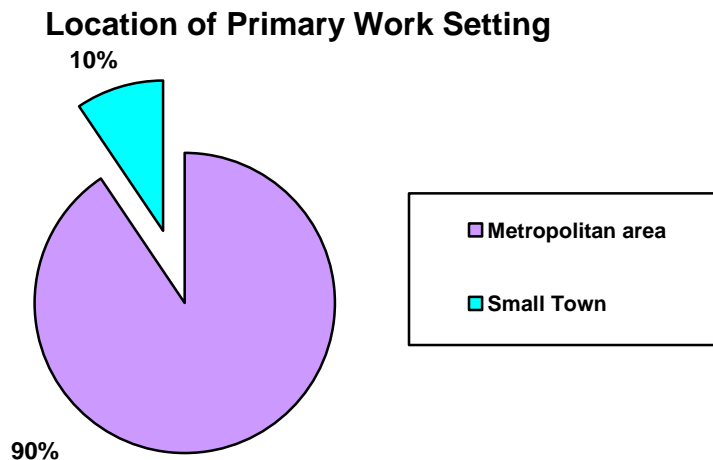
- The majority of Georgia respondents (43%) earn between \$40,000 and \$59,000 annually for full-time social work.

¹ This information is based on the results of the 2004 NASW National Survey of Licensed Social Workers. The total number of responses received was 4,487. Forty-eight (48) respondents were from the state of Georgia.

- Half of the social work respondents in Georgia have five to 19 years of experience. Only thirteen percent are new to the field, with less than five years of experience.



- The majority of Georgia respondents are employed in the private sector in either for-profit (35%) or non-profit settings (31%). About one-fifth are employed in the state government sector.



- The majority of social workers in Georgia are employed in a metropolitan area (90%).
- The majority (36%) of respondents identified Mental Health as their primary practice area, followed by Health (9%, Addictions (9%) and Child Welfare/Family (9%).

¹ This information is based on the results of the 2004 NASW National Survey of Licensed Social Workers. The total number of responses received was 4,487. Forty-eight (48) respondents were from the state of Georgia.