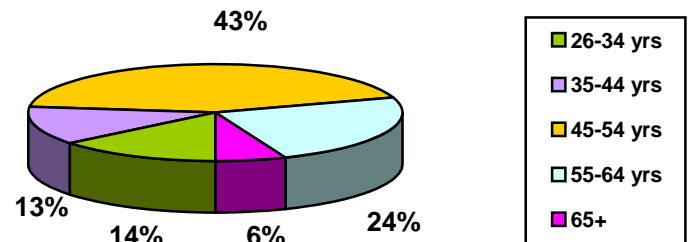


## Florida (n = 135)<sup>1</sup>

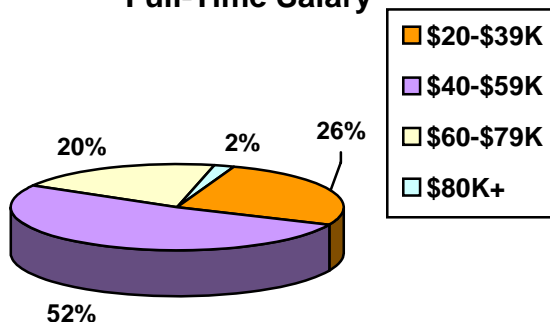
### Age

- The majority of social work respondents in Florida are between 45 and 54 years old (43%). Another 30 percent are older than 55 years old.
- The majority (83%) of social work respondents in Florida are white.



- The overwhelming majority of Florida respondents hold a master's degree as their highest social work degree (97%).
- Respondents were asked to identify their primary practice setting for employment. Nearly one-fifth (17%) identified their practice setting as a private solo practice. Twelve percent are employed in each of the following settings: hospital/medical center and schools. Ten percent are employed in private group practices as well as hospice. Thirteen percent indicated "other" as their primary practice setting.

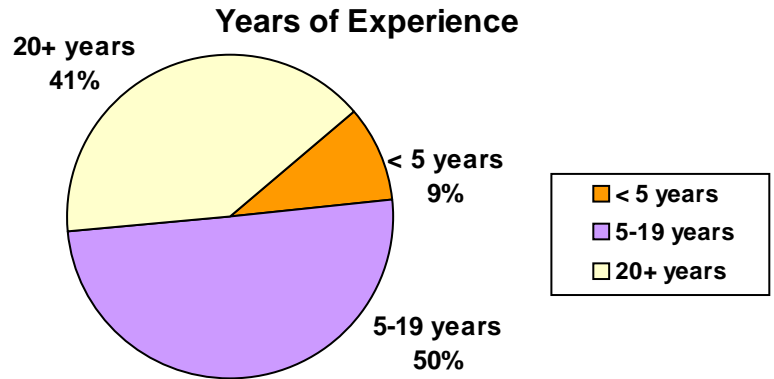
### Full-Time Salary



- The majority of Florida respondents (52%) earn between \$40,000 and \$59,000 annually for full-time social work. Just over a quarter (26%) earn \$20,000-\$39,000 per year.

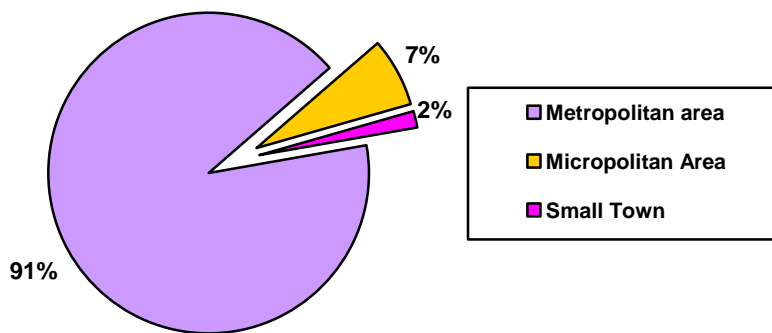
<sup>1</sup> This information is based on the results of the 2004 NASW National Survey of Licensed Social Workers. The total number of responses received was 4,487. One hundred and thirty-five (135) of the respondents were from the state of Florida.

- Half of Florida respondents have five to 19 years of experience. Just under ten percent had less than five years of experience.



- The majority of Florida respondents (82%) are employed in the private sector setting in either a for-profit (44%) or a nonr-profit settings (38%). Less than a fifth worked in the government sector.

**Location of Primary Work Setting**



- The overwhelming majority of Florida respondents' primary work is located in a metropolitan area (91%).
- The majority of respondents identified Mental Health as their primary area of practice (36%), followed by Health (17%), Child Welfare/Families (8%). Ten percent selected the category "Other."

<sup>1</sup> This information is based on the results of the 2004 NASW National Survey of Licensed Social Workers. The total number of responses received was 4,487. One hundred and thirty-five (135) of the respondents were from the state of Florida.