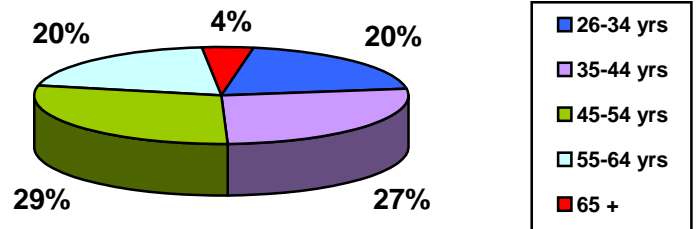


**Colorado
(n = 44)¹**

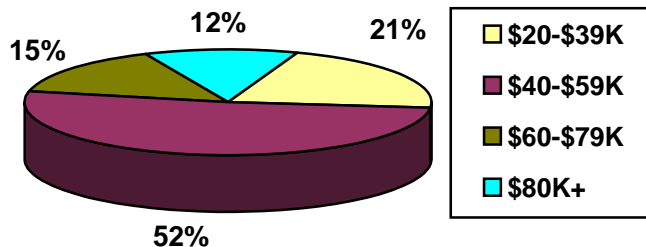
Age

- Nearly 60 percent of the social work respondents in Colorado between 35 and 54 years old (56%).
- The majority of Colorado respondents are white (86%).



- The majority of social work respondents in Colorado hold a master's degree as their highest social work degree (93%). Two percent hold a doctorate.
- Respondents were asked to identify their primary practice setting for employment. The four most frequently cited categories were private solo practice (18%), schools (11%), hospitals/medical centers (9%) and behavioral health clinics/outpatient facilities (9%).

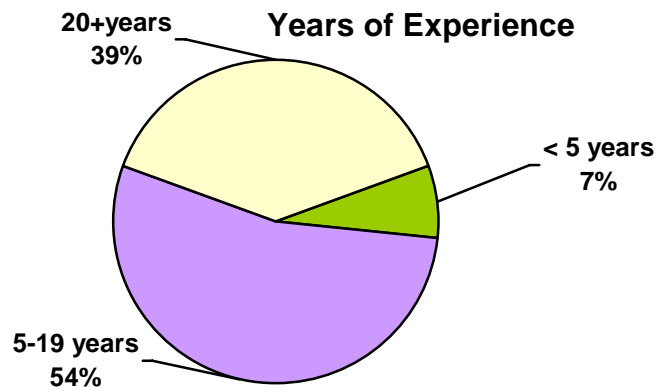
Full-Time Salary



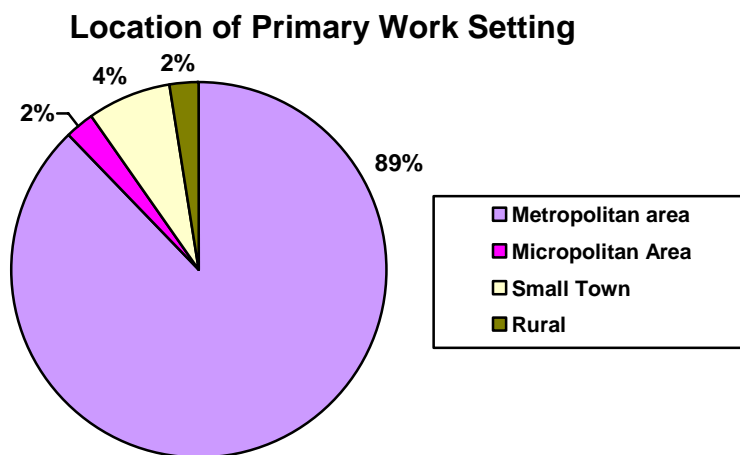
- Nearly half of Colorado's respondents (49%) earn between \$40,000 and \$59,000 annually for full-time social work. About one-quarter (24%) earn less than \$40,000 annually.

¹ This information is based on the results of the 2004 NASW National Survey of Licensed Social Workers. The total number of responses received was 4,487. Forty-four (44) respondents were from the state of Colorado.

- Fifty-four percent of social workers in Colorado have five to 19 years of experience. Seven percent are new to the field, with less than five years of experience.



- Three quarters of Colorado's respondents are employed in the private sector in either a private, for-profit (42%) or a private, non-profit setting (34%).



- The majority of social workers in Colorado are employed in a metropolitan area (89%).
- The majority (36%) identified Mental Health as their primary practice area, followed by Health (11%), Child Welfare/Family (9%).

¹ This information is based on the results of the 2004 NASW National Survey of Licensed Social Workers. The total number of responses received was 4,487. Forty-four (44) respondents were from the state of Colorado.