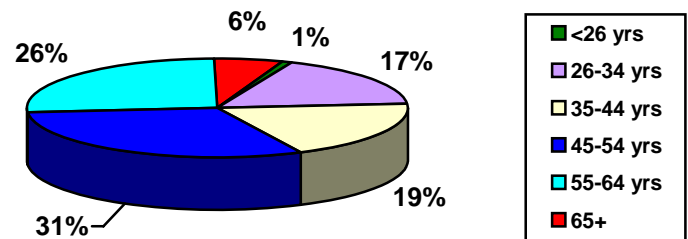


## California (n = 225)<sup>1</sup>

- Sixty-three percent of social work respondents from California were older than 44 years of age.

- The majority of California respondents are white (70%). Thirteen percent of respondents are Hispanic, whereas four percent are black.

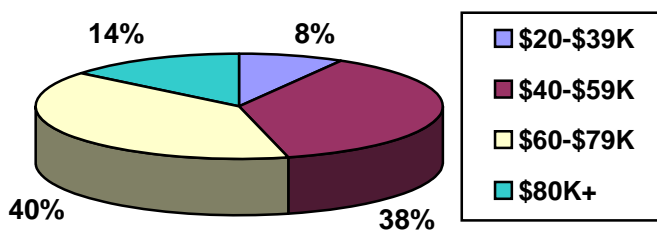
### Age



- The overwhelming majority of California social workers hold a master's degree as their highest social work degree (95%). Four percent hold a doctorate as their highest social work degree.

- Respondents were asked to identify their primary practice setting for employment. Nearly one-fifth identified their practice setting as a hospital/medical center, followed closely by private solo practice. Thirteen percent were employed in a social service agency, while 10 percent were employed in a behavioral health clinic/outpatient facility, with another 10 percent employed in a health clinic/outpatient facility.

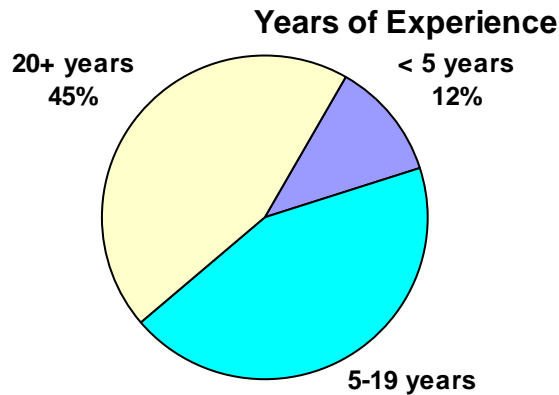
### Full-Time Salary



- Forty percent of California respondents earn between \$60,000 and \$79,000 annually for full-time work. Just under 10% earn less than \$40,000 per year.

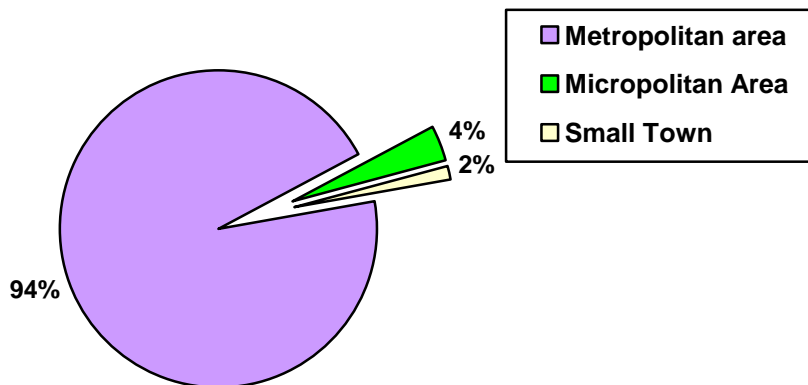
<sup>1</sup> This information is based on the results of the 2004 NASW National Survey of Licensed Social Workers. The total number of responses received was 4,487. Two hundred twenty five (225) of the respondents were from the state of California.

- Twelve percent of California respondents had less than five years of experience. The majority (45%) had over 20 years of experience.



- The majority of California respondents worked in a private, non-profit setting (35%), followed by local government (28%) and private, for-profit (25%) settings.

**Location of Primary Work Setting**



- The overwhelming majority of California respondents' are employed in metropolitan areas (94%).
- The majority identified Mental Health as their primary area of practice (41%), followed by Health (13%), Child Welfare/Families (10%), and Aging (7%).

<sup>1</sup> This information is based on the results of the 2004 NASW National Survey of Licensed Social Workers. The total number of responses received was 4,487. Two hundred twenty five (225) of the respondents were from the state of California.