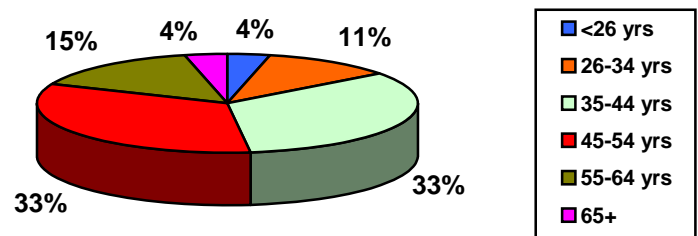


Arkansas (n = 26)¹

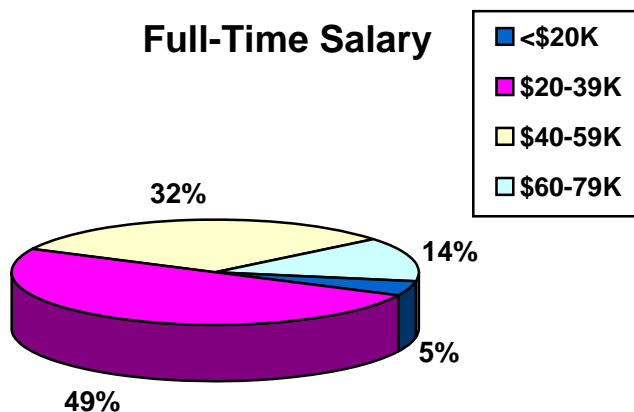
Age

- Two-thirds of the social work respondents in Arkansas are between 35 and 54 years old.
- The majority (85%) of social work respondents in Arkansas are white.



- The majority of Arkansas respondents hold a master's degree as their highest social work degree (69%). However, 31 percent hold a bachelor's degree as their highest social work degree.
- Respondents were asked to identify their primary practice setting for employment. The four most frequently cited categories were behavioral health clinics/outpatient facilities (15%), social service agencies (12%), health clinics/outpatient facilities (12%), and other (12%).

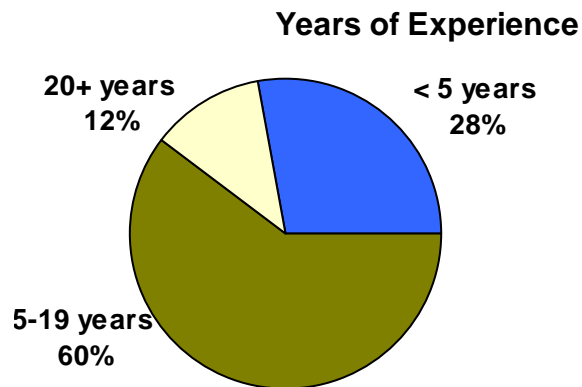
Full-Time Salary



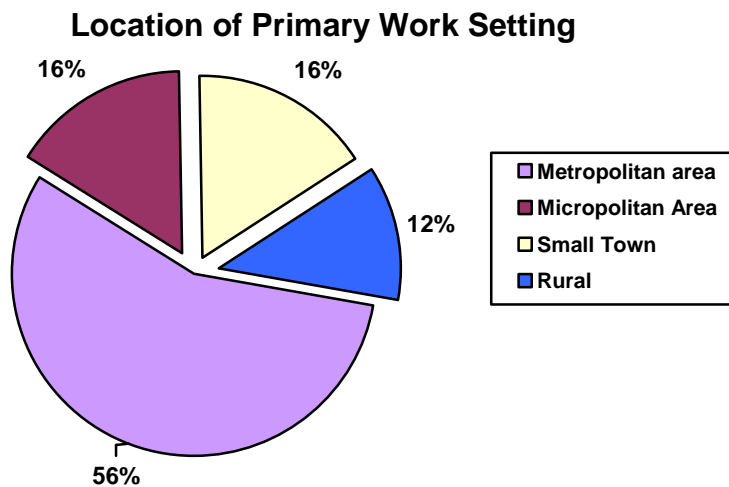
- Nearly half of Arkansas respondents (49%) earn between \$20,000 and \$39,000 annually for full-time social work. One-third (32%) earn between \$40,000 and \$59,000 annually.

¹ This information is based on the results of the 2004 NASW National Survey of Licensed Social Workers. The total number of responses received was 4,487. Twenty-six (26) respondents were from the state of Arkansas.

- The majority (60%) of social work respondents in Arkansas have five to 19 years of experience. Twenty-eight percent are new to the field, with less than five years of experience.



- Nearly two-thirds of Arkansas respondents are employed in the private sector (65%) in either a private non-profit (34%) or private, for-profit setting (31%).



- More than half of the social work respondents in Arkansas are employed in a metropolitan area (56%).
- The majority (36%) identified Mental Health as their primary practice area, followed by School Social Work (12%), Health (12%), and Child Welfare/Family (12%).

¹ This information is based on the results of the 2004 NASW National Survey of Licensed Social Workers. The total number of responses received was 4,487. Twenty-six (26) respondents were from the state of Arkansas.