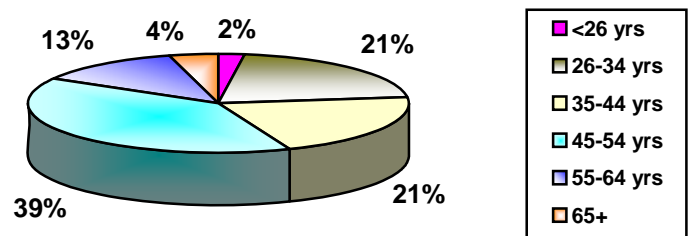


Alabama (n = 48)¹

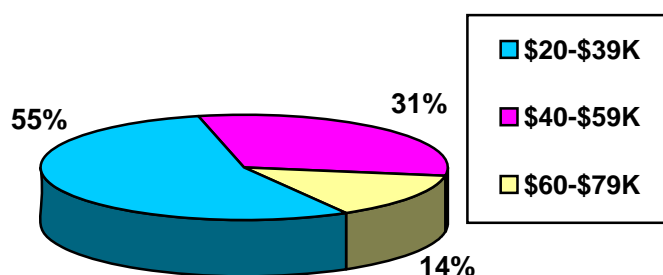
- The majority of social work respondents in Alabama are between 45 and 54 years old (39%). Nearly one-quarter are younger than 35 years old.
- The majority (83%) of social workers in Alabama are white.

Age



- The majority of social work respondents in Alabama hold a master's degree as their highest social work degree (60%). However, nearly 40 percent hold a bachelor's degree as their highest social work degree.
- Respondents were asked to identify their primary practice setting for employment. The three most frequently cited categories were social service agency (21%), hospital/medical centers (19%) and health clinic/outpatient facility (8%).

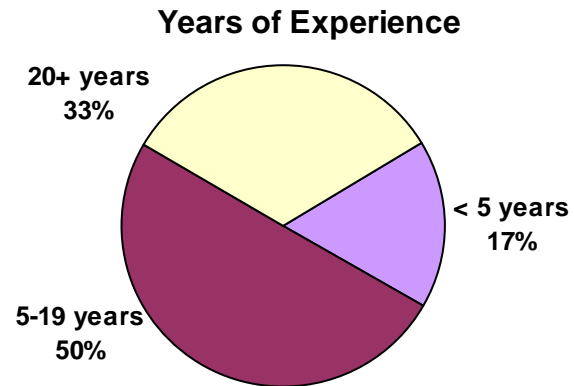
Full-Time Salary



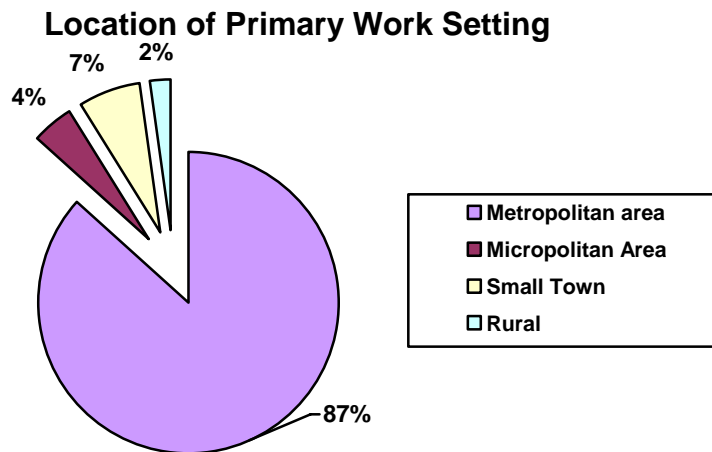
- The majority of Alabama's respondents (55%) earn between \$20,000 and \$39,000 annually for full-time social work. About one-third earn between \$40,000 and \$59,000 annually.

¹ This information is based on the results of the 2004 NASW National Survey of Licensed Social Workers. The total number of responses received was 4,487. Thirty-nine (39) respondents were from the state of Alabama.

- Half of the social workers in Alabama have five to 19 years of experience. Seventeen percent are new to the field, with less than five years of experience.



- Nearly two-thirds of Alabama social workers are employed in the private sector (65%) in either a private, non-profit (34%) or private for-profit setting (31%).



- The majority of social workers in Alabama are employed in a metropolitan area (87%).
- The majority (32%) of Alabama’s respondents identified Health as their primary practice area, followed by Child Welfare/Family (17%), and Mental Health (15%).

¹ This information is based on the results of the 2004 NASW National Survey of Licensed Social Workers. The total number of responses received was 4,487. Thirty-nine (39) respondents were from the state of Alabama.